

# FLOOR DRAINS

## SUPER-FLO® Features

The two-piece Floor Drain bodies which are designed to be combined with any adjustable strainers offered by JOSAM have proven features which make them the easiest and quickest drains of this type to install. The clean fine thread which is on all types of adjustable strainers provides uninterrupted adjustment at any time during construction up to and including the time the floor is being poured. Exclusive features are described and shown below. For further details and specifications, refer to the specific series in this section.

### ADJUSTABLE STRAINERS FOR ALL APPLICATIONS

All adjustable Strainers and Accessories shown in the Strainer Section can be used with the 30000, 30000-PD, 30000-TSO, 30002-ST, 30304-Z and 30500 Series Drain Bodies. Strainers are offered for all types of floor finishes and applications. Adjustable strainer and body combinations are shown so that dimensional data can be obtained for installation and specification purposes.

### COLLAR

Invertible collar provides extra vertical adjustment for strainer.

### WEEPHOLES

Weepholes around double drainage flange for seepage.

### KEYHOLE

Keyhole slots assure quick assembly without removal of bolts.

### THREADS

Heavy collar designed to accept all JOSAM exclusively threaded strainers.

### PRIMER TAP

1/2" Primer Tap Connection with plug, standard on some series, optional (-50) on others.

### WEJLOC®

Exclusive compression "wedge lock" provides positive non-puncturing bond of waterproofing membrane to drain.

### JIFFEE-SET

JOSAM Floor Drains feature JIFFEE-SET connections with MULTI-TITE® service weight (SV) soil pipe gaskets, conforming to ASTM Standard C564 in 2, 3, and 4 inch sizes for labor-saving assembly to service weight cast iron, no-hub cast iron, PVC and ABS pipe. Merely lubricate gasket and pipe, set drain in place, push down until top of pipe contacts built-in stop and the joint is complete.



# FLOOR DRAINS

## How To Order Floor Drain/Strainer Combinations


Unless optional materials are specified, standard material shown in Specification will be provided. Last digit indicates outlet size. All adjustable strainers and accessories can be used with the 30000, 30000-PD, 30000-TSO, 30002-ST, 30304-Z and 30500 Series Drain Bodies.

EXAMPLE: Series No. 30000-A			Type No. 30004-5A		
	30004	-Z	-5A	-2	-80
Outlet Size					
Outlet Type, No-Hub Spigot Outlet					
Strainer Size and Type					
Optional Material, Satin Finish Bronze Top					
Option, Perforated Stainless Steel Basket					

## How To Order Floor Drains

EXAMPLE: Series No. 37810			Type No. 37814		
	37814	-Z		-14	
Outlet Size					
Outlet Type, No-Hub Spigot Outlet					
Option, Hinged Grate					


## FLOOR DRAINS • Pictorial Selection Guide

STRAINERS					
<b>A SERIES</b> SUPER-FLO® Strainer	<b>AD SERIES</b> Flashing Clamp Strainer	<b>AF SERIES</b> Vinyl Tile Strainer	<b>C SERIES</b> NON-CLOG Strainer with Integral Bucket	<b>D SERIES</b> Dome Strainer	<b>E SERIES</b> Tractor Strainer
					
Page 110	Page 110	Page 110	Page 111	Page 111	Page 111
STRAINERS					
<b>E1 SERIES</b> Extended Rim Strainer	<b>E2 SERIES</b> Indirect Waste Strainer	<b>E3 SERIES</b> Indirect Waste Strainer	<b>F SERIES</b> Threaded Cover Strainer, Secondary Grate	<b>F4/F6 SERIES</b> Round Funnel Assemblies	<b>F8/F9 SERIES</b> Oval Funnel Assemblies
					
Page 112	Page 112	Page 112	Page 113	Page 113	Page 113

STRAINERS

<b>G SERIES</b> Solid Hinged Cover	<b>H SERIES</b> Secured Hinged Grate	<b>M SERIES</b> Overflow Standpipe	<b>P SERIES</b> Wall Strainer	<b>R SERIES</b> Gutter Strainer	<b>S SERIES</b> SUPER-FLO® Strainer
					
Page 114	Page 114	Page 114	Page 115	Page 115	Page 115

STRAINERS

<b>T SERIES</b> Hinged Grate	<b>W SERIES</b> Strainer Extension	<b>WF6A/6S SERIES</b> Composition Deck Strainers	<b>30802-4CP</b> Shallow Trap & Chrome-Plated Strainer	<b>30900-9AD</b> Wide Flange Body Assy. w/Flashing Clamp Strainer	<b>31000</b> Body with 5" Round Nikaloy Strainer
					
Page 116	Page 116	Page 116	Page 123	Page 123	Page 123

BODIES ONLY

<b>30000</b> Body Assembly	<b>30000-PD</b> Security Body Assy. for Prisons	<b>30000-TSO</b> Body Assy. with Threaded Side Outlet	<b>30002-ST</b> Body Assy. with Shallow Trap	<b>30304-Z</b> No-Hub C.I. Body	<b>30500</b> Body with Trap & Cleanout
					
Page 117	Page 117	Page 118	Page 118	Page 119	Page 119

BODY / STRAINER COMBINATIONS

<b>30000-A</b> Body Assy. with SUPER-FLO® Strainer	<b>30000-C</b> Body Assy. with NON-CLOG Strainer	<b>30000-D</b> Body Assy. with Dome Strainer	<b>30000-E</b> Body Assy. with Tractor Strainer	<b>30000-E1</b> Body Assy. with Extended Rim Strainer	<b>30000-E2</b> Body Assy. with Indirect Waste Strainer
					
Page 120	Page 120	Page 120	Page 120	Page 121	Page 121







## BODY / STRAINER COMBINATIONS

<b>30000-P</b> Body Assy. with Wall Strainer  Page 121	<b>30000-R</b> Body Assy. with Gutter Strainer  Page 121	<b>30000-S</b> Body Assy. with SUPER-FLO® Strainer  Page 122	<b>30002-ST-A</b> Body Assy. with Trap & SUPER-FLO® Strainer  Page 122	<b>30304-Z-A</b> No-Hub C.I. Body with SUPER-FLO® Strainer  Page 122	<b>30500-A</b> Body w/Deep Trap & SUPER-FLO® Strainer  Page 122
--	--	--	---	--	---

## ROUND-TOP DRAINS

<b>32100</b> 9" Top, Medium-Duty Drain  Page 124	<b>32100-39</b> 9" Top with Solid Cast-Iron Cover  Page 124	<b>32100-AE</b> 9" Top, Adjustable Collar  Page 125	<b>32100-AE-LC1-88</b> 9" Top, Key-Lock Drain, Adjustable Collar  Page 126	<b>32100-AE-TG</b> 9" Top Tractor Drain, Adjustable Collar  Page 126	<b>32100-TG</b> 9" Tractor Top Drain  Page 126
--	---	---	---	--	--

## ROUND-TOP DRAINS







<b>32150</b> Two 9" Top Blood Drains, Extra-Heavy-Duty Grate  Page 127	<b>32160</b> 9" Tractor Top Drain  Page 127	<b>32200</b> 12-5/8" Top Medium-Duty Drain, SUPER-FLO® Grate  Page 128	<b>32200-AE</b> 12-5/8" Top Medium-Duty Drain, Adjustable Collar  Page 129	<b>32200-AE-SD</b> 12-5/8" Top Special-Duty Drain, Adjustable Collar  Page 130	<b>32200-SD</b> 12-5/8" Top Special-Duty Garage Drain  Page 130
--	---	--	---	--	---

## ROUND-TOP DRAINS

<b>32300</b> 12-5/8" Top Medium-Duty Drain, SUPER-FLO® Grate  Page 131	<b>32330</b> 12-5/8" Top Medium-Duty Drain with Bucket  Page 132	<b>32330-SD</b> 12-5/8" Top Special-Duty Garage Drain  Page 132	<b>34710</b> 14-7/8" Top Parking Deck Drain  Page 133	<b>34720</b> 14-7/8" Top Parking Deck Drain with Bucket  Page 133	<b>34920</b> 21-1/8" Top Extra-Heavy-Duty, NON-CLOG Drain  Page 134
--	--	---	--	---	---









## SQUARE TOP DRAINS

<b>35100</b> 8" Top Storage Room Drain  Page 134	<b>35130-14-1</b> 9" Top Equip. Room Drain, Hinged Grate, Deep Bucket 35130 Secured C.I. Grate  Page 135	<b>35170</b> 10-1/4" Top Medium-Duty Drain with Bucket  Page 136	<b>37800</b> 12-1/4 Top Deck Drain, Heavy-Duty Grate  Page 136	<b>37810</b> 12-1/4 Top Deck Drain, Heavy-Duty Grate  Page 137	<b>37820</b> 12-1/4" Top Deck Drain, Heavy-Duty Grate & Bucket  Page 137
---	---	--	---	--	--

## SQUARE TOP DRAINS

<b>37830</b> 12-1/4" Top Heavy-Duty, Hinged Latching Grate  Page 138	<b>37840</b> 12-1/4" Boiler Room Drain, Heavy-Duty Grate  Page 138	<b>37900</b> 14" Top Packing House Drain, Adjustable Collar  Page 139	<b>37960</b> 16" Top Medium-Duty Drain, SUPER-FLO® Grate  Page 139	<b>38040</b> Boiler Room Drain with Cleanout  Page 140	<b>38250A</b> Basement Drain with Backwater Valve  Page 140
---	--	---	---	--	---

## W/TRAP & CLEANOUT

<b>38420</b> Garage Drain, NON-CLOG Top, Cleanout & Bucket  Page 141	<b>38420-IGS</b> 14" Top Gas Drain, Trap, Cleanout, Seal & Bucket  Page 141	<b>38620-40</b> Garage Drain, Hinged Grate, Cleanout & Bucket  Page 142	<b>38640</b> 12-7/8" x 10-7/8" Top Garage Drain with Bucket  Page 142	<b>38820</b> 15" x 13-1/8" Top & Bucket  Page 143	<b>38830</b> Packing House Drain, Bucket & C.O.  Page 143
---	---	---	--	---	---

## SPECIALTY DRAINS

<b>38850</b> 22" x 14" Roadway Drain, Dome Strainer  Page 144	<b>38930</b> 21" x 14-1/2" Top Packing House Drain, Integral Trap  Page 144	<b>39240</b> 12-1/2" Top Can Wash Drain  Page 145	<b>39600</b> Planter Drain  Page 145	<b>39720</b> 11" Top Composition Drain  Page 146	<b>39960</b> Area Drain, Hinged Grate  Page 146
--	---	---	---	--	---

## How To Choose A Floor Drain

Adequate and proper drainage of surface areas within and immediately adjacent to building structures is of prime importance. Careful consideration must be given to these areas, particularly their size and shape, and the anticipated volume of drainage to be handled.

Drainage volume is governed by a number of factors, depending on the building type and its use. Some of the factors to be considered include water discharge from equipment, run-off from vehicles, condensate waste and emergency drainage. The drainage volume of surfaces outside the building is normally based on rainfall factors for the geographical region in which the project is located. Exterior drains may be sized and placed using rainfall data provided in this guide. After these considerations have been studied and the piping layout has been developed, the proper types and sizes of drains to service the requirements must be determined.

Floor and area drain selection involves several fundamental steps including determination of tops and outlet sizes to provide fast, efficient drainage. Next, the type of drain best suited for the application must be selected. Considerations here include location, drain material, floor construction, weight of traffic, presence of sediment and debris, backflow prevention and architectural aesthetics, which is particularly significant in finished areas. Finally, the outlet connections must be selected, based on the piping system used, hub and spigot, no-hub, threaded and so forth. The following technical data will help you in making your selection.

### LOCATION

The location, for which a drain is required, plays an important role in the selection of the drain. Basements, boiler and equipment rooms, parking and service areas, utility rooms, machine and processing areas, elevator pits, toilet and shower rooms, laundries, kitchens, cold storage areas and many other locations must be equipped with floor drains.

### COMPLIANCE WITH ADA

In order to comply with the American Disabilities Act (ADA), drains located in walking surfaces or along accessible routes must have grate openings no greater than 1/2 in. (13 mm) in one direction. If the grate openings are elongated, then the openings must be oriented so that the long dimension is perpendicular to the dominant direction of travel.

### SIZES OF TOPS & OUTLETS

Top size of floor or area drain normally relates directly to the grate free area which is the total area of drainage openings in the grate for efficient drainage. Interior floor drains should have a grate free area equal to 1-1/2 times the free area of the connecting pipe. Exterior area drains subject to rainfall should have a minimum free area equal to 2 times the free area of the connecting pipe. This recommended ratio of free area to outlet size (connecting pipe size) is per Floor Drain Standard ANSI A112.21.1M-1980.

### FLOW RATE CALCULATION

If the water pressure head above the floor and the required flow rate are known, the required grate free area of the drain can be calculated using the following equation:

$$Q = 448.2 \cdot C_d \cdot A \cdot \sqrt{2 \cdot g \cdot h} \text{ where}$$

$Q$  = Flow Rate (Gallons per Minute)  
 $C_d$  = Discharge Coefficient = 0.6  
 $A$  = Free area [open area] of grate (ft<sup>2</sup>)  
 $g$  = Acceleration (32.2 ft/s<sup>2</sup>)  
 $h$  = Head above the floor (ft)

This equation can be solved for A:

$$A = \frac{Q}{448.2 \cdot C_d \cdot \sqrt{2 \cdot g \cdot h}}$$

An Example: A head of 0.5 in. ( $\div 12 = h$  in ft. .006 ft.) above the floor with a required flow rate of 15 gallons per minute and an average discharge coefficient of 0.6 gives a required grate free area of 0.034 sq. ft. [4.92 sq. in.].

### AESTHETICS

The floor drain is aesthetically pleasing when the proper top material and shape are specified to harmonize with the surrounding environment. JOSAM features products that can be specified and installed with confidence and pride.

# FLOOR DRAINS

## How To Choose A Floor Drain (continued)

### CONNECTIONS

The means by which the drain becomes an integral component of the drainage system must be carefully considered so that specifications will reflect proper outlets compatible to both the piping material and layout. There are five basic outlet connections: inside caulk, hub (outside caulk), no-hub, spigot and threaded. These connections are provided on the three common outlet types: bottom, side, and side with integral trap. There are a few pointers relative to connections that should be kept in mind. Inside caulk connections (-X) can be made with any type of pipe using JOSAM JIFFEE-JOINTS more quickly and economically than with conventional caulking materials and methods. Hub (outside caulk) connections (-Y) can be made to soil pipe using the popular JIFFEE-SET compression gasket. Spigot connections can be joined with soil pipe hubs using compression gaskets or to no-hub using the conventional couplings. Specific details on outlet connections and types are included with the product listings in this section.

### FLOOR CONSTRUCTION

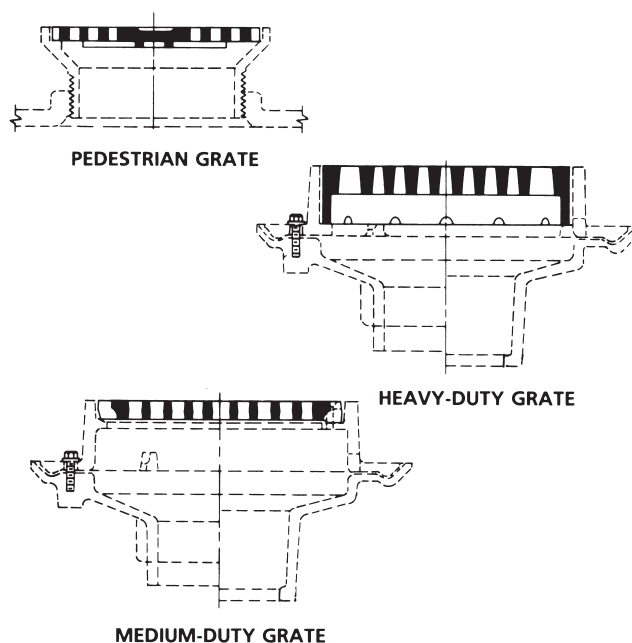
Drain selection is influenced by floor construction. Elements such as slab type and thickness, surface finish, depth of fill, finished floor materials and waterproofing requirements are primary considerations. Installation diagrams illustrating various types of drains are included in this section to help you choose the right drain.

### MATERIALS

After the duty type is determined, top materials must be considered. The basic material used in the manufacture of floor drain grates is cast iron, conforming to ASTM Specification A48. Cast iron grates are suitable for most duty types in areas where aesthetics is not a factor. In such locations where shock or impact loading will be encountered, ductile iron grates should be specified as this material not only possesses superior strength but will yield rather than fracture under severe service conditions. For installations where appearance and service are important, tops of bronze or Nikaloy should be considered. These materials are usually accepted for exposed components of all plumbing drainage products in finished areas. Most heavy-duty types are available with non-ferrous tops over iron grates for those finished areas where service loading is anticipated. Detailed information on materials is presented in the Materials and Finishes section of this book and optional top materials are shown with specific series.

### WEIGHT LOADS

Apart from their primary purpose of receiving and conveying liquids, floor drains, as integral components of the floor, must be structurally suitable to withstand the anticipated loads that will be imposed on the floor. Weight support requirements of the drain vary with the location, construction, and service condition. The top loading classifications as published in Floor Drain Standard ANSI A112.21.1M-1980 are as follows:



- |                          |   |
|--------------------------|---|
| <b>Light-Duty-</b>       | All grates testing under 2000 lb. (900 kg.).  |
| <b>Medium-Duty -</b>     | All grates testing between 2000 lb. (900 kg.) and 4999 lb. (2250 kg.).                          |
| <b>Heavy-Duty-</b>       | All grates testing between 5000 lb. (2250 kg.) and 7499 lb. (3375 kg.).                         |
| <b>Extra Heavy-Duty-</b> | All grates testing between 7500 lb. (3375 kg.) and 10,000 lb. (4500 kg.).                       |
| <b>Special-Duty-</b>     | Grates testing over 10,000 lb. (4500 kg.) should be considered special and treated accordingly. |

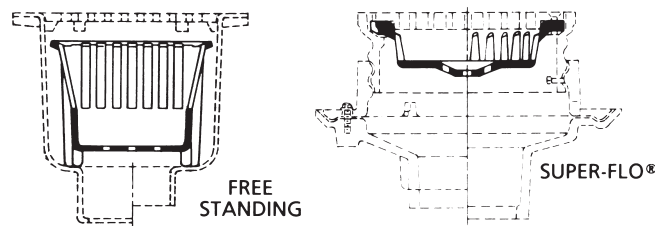
When the top loading requirements for a drain have been determined, the duty type needed can be resolved. Selection is easily accomplished as all JOSAM Floor Drains are classified according to duty type in this section. For specific detail loading data, contact JOSAM Engineering.



## How To Choose A Floor Drain (continued)

### TRAPPING OF SEDIMENT

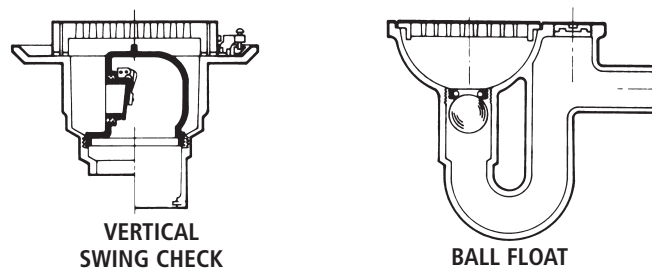
In many locations, drainage will include sediments of various types which will eventually clog the drain lines if not trapped. Leaves, twigs, paper scraps, sand, machine cuttings, hair and lint are some of the more common types. Floor drains with sediment buckets should be specified in any location where the potential danger of drain stoppage due to sediment exists. Throughout this section, a comprehensive line of drains featuring sediment buckets of every type will be found. Selection will depend upon the type of sediment to be trapped. One further point to consider is that in shower and toilet rooms small valuables, such as rings, sometimes find their way to the drains. Sediment buckets or baskets in drains in these locations will make it possible to retrieve these items.



EXAMPLES OF SEDIMENT BUCKETS

### BACKFLOW PREVENTION

Protection against backflow from sewers is essential in basements and other areas located below the curb or property elevation where gravity drainage to the main sewer is planned. Drains with backwater valves should also be considered in locations above the main sewer such as second floor toilet rooms when an independent backwater valve cannot be installed in the line to prevent backflow from the floors above if a blockage should occur in the main waste stack. JOSAM features backwater valves of various types as either standard or optional equipment in many cataloged floor drains. Closely related to protection against backflow is protection against the infiltration of sewer gas. This is accomplished by traps either integral with or auxiliary to floor drains. Such drains with both backwater valves and deep seal traps provide total protection of health and property while performing their primary drainage function. Where floor drains with integral or auxiliary traps will be subject to infrequent use, which could result in trap seal evaporation, they should be equipped with trap primer connections.



EXAMPLES OF BACKWATER VALVES

### CODE COMPLIANCE

Thorough familiarization with plumbing codes in the area where the installation is being planned is recommended. Many factors relating to plumbing drainage products and their installations are governed by code. Our representatives will be happy to answer any questions regarding code compliance of JOSAM products.



# FLOOR DRAINS

## Drain Selection Process

The proper selection of a drainage product is based on several factors. This engineer catalog is designed to allow the specifier to select the proper drainage product with a logical progression of answers to the following questions. Below is a typical example of the selection process.

### LOCATION

Type of building, number of floors and type of room play an important role in determining drain selection.

EXAMPLE:

*Mechanical Room A non-public area, requiring drainage from equipment or during cleaning processes.*

### COMPLIANCE TO ADA

Drainage Product compliance is not typically required in non-public areas.

EXAMPLE:

*Slot width not a factor, so all drains are still applicable.*

### SIZE OF TOPS AND OUTLETS

The catalog is presented in the following order:

Two-piece floor drain with adjustable strainers for all applications, Round tops from 9-21", Square Tops from 8-16" and drains for special applications.

EXAMPLE:

*Typical Mechanical Rooms are small in size; round tops often preferred to square to eliminate need for drain orientation to match room orientation.*

*-Select 32100*

*-Select 32200 if outlet required is greater than 4"*

### FLOW RATE REQUIREMENT

Based on grate free area, drainage area and outlet size.

EXAMPLE:

*32100 free area is more than 1-1/2 times the opening of 4" pipe required.*

*-Select 32200 to meet same criteria if 6" outlet required.*

### AESTHETICS

All Josam Company products go through several quality control procedures to ensure that the drains are provided with a uniform finish.

EXAMPLE:

*Standard Cast Iron finish is all that is required.*

*-Select 32100*

*-Select optional Nikaloy top for finished appearance*

### CONNECTIONS

Outlet Connections are often selected by local code or designer/installer preference.

EXAMPLE:

*Selected 32100 available in No-Hub, Caulk, Push-On Gasket or Threaded Outlet connection*

### FLOOR CONSTRUCTION

The material requirement, type of waterproofing and depth of the floor are to be considered during the selection process.

EXAMPLE:

*Mechanical Room is located on the second floor. Installation of waterproof membrane requires floor drain with clamp device. -Selected 32100 has WEJLOC® non-puncturing clamp collar as a standard feature.*

### MATERIALS

Whether the material is cast iron, stainless steel or plastic, Josam Company offers many choices to meet the design criteria.

EXAMPLE:

*Cast Iron Top, Cast Iron Body ensures long lasting installation with consideration to cost*

### WEIGHT LOADS

ASME Standard 112.6.3-2001 categorizes load designations from Safe Live Load (1/2 the weight load of grate failure)

EXAMPLE:

*Medium-duty rating on 32100 is adequate for Mechanical Room.*

*-Select 32100-TG if accessible to heavier traffic*

### TRAPPING OF SEDIMENT

Preventing debris from entering drainage system is the bucket's primary function.

EXAMPLE:

*Interior installation often eliminates requirement for optional (-81) bucket*

### BACKFLOW PREVENTION

Areas prone to high water tables often require internal or external backwater valves.

EXAMPLE:

*Second-story installations don't often require such device.*

### CODE COMPLIANCE

Josam Company products are designed to comply with widely accepted national plumbing standards, but ultimate code compliance to be determined by local code official.

EXAMPLE:

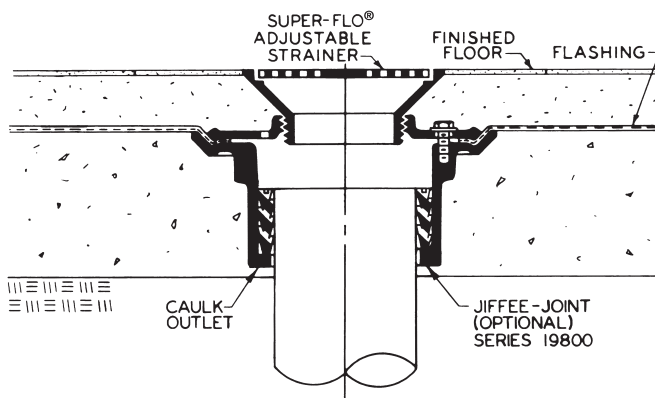
*32100 meets ANSI standard for Floor Drains A112.21-1M-1991*



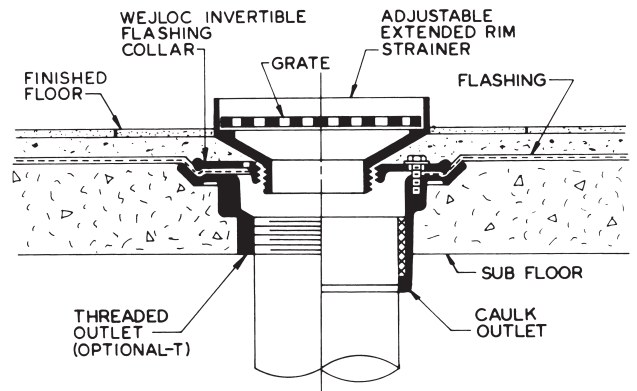
# FLOOR DRAINS

## Typical Installations

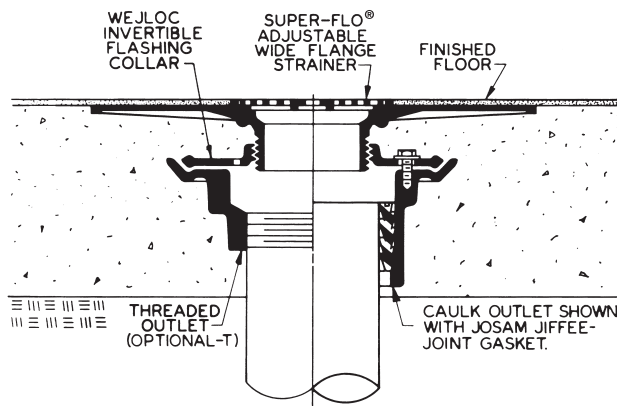
JOSAM Floor Drains incorporate features developed and tested to meet the requirements of all types of modern floor and surface construction related to our industry and the plumbing drainage systems involved. These features ensure the specifier, installer and user of completely trouble-free installation and performance. The illustrations below show various types of floor drains installed in typical floor and exterior surface areas.



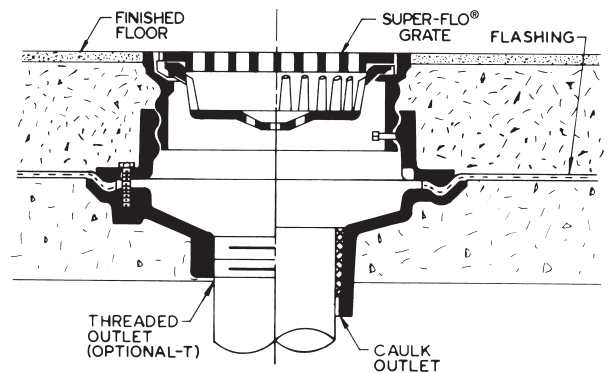
30000-A Series SUPER-FLO® Adjustable Strainer Floor Drain shown installed in a concrete finish floor of two-pour construction. The versatile JIFFEE-JOINT Gasket makes the caulk connection to the drainage line.



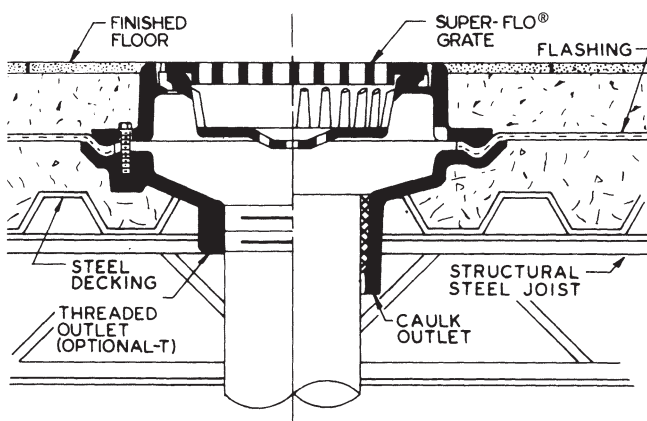
30000-E1 Series Adjustable Strainer Floor Drain shown installed in a concrete finish floor of two-pour construction. Extended rim protrudes 1 inch above finish floor and serves as a receptacle for the emptying of liquids.



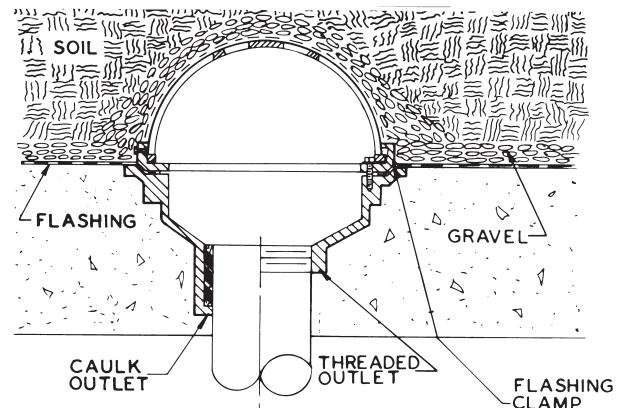
30000-WF6S Series SUPER-FLO® Adjustable Strainer Floor Drain shown installed in a composition deck floor. Wide flange assures that bonding of floor material is watertight and permanent.



32100-AE-81 Series SUPER-FLO® Floor Drain shown installed in a poured concrete floor with floor finish. LEVELEZE® Adjustable Collar provides vertical adjustment, facilitating installation and forming a perfect surface between top of drain and floor finish.



32100-81 Series SUPER-FLO® Floor Drain shown installed in a medium-duty single-pour concrete floor supported by steel construction.

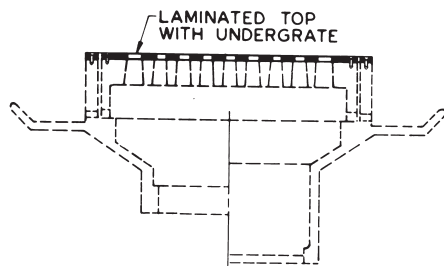


39600 Series Planting Area Drain shown in a typical installation providing drainage for an indoor planting area. Stainless mesh screen covered dome prevents entrance of dirt and gravel at the base of the planting area.

# FLOOR DRAINS

## Options

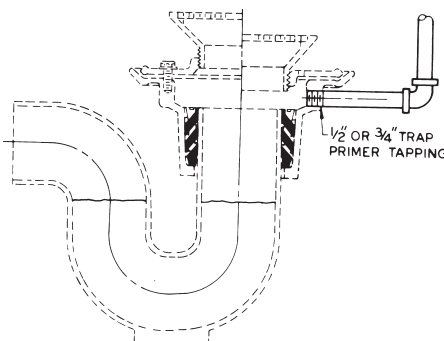
The optional features shown below illustrate a few of the options in the floor drain line. These options, as well as others, are offered to satisfy any construction requirement where a floor drain is specified. Refer to specific series for available options. To order options, add suffix in ( ) to type number.



**(-19) OPTION, CAST IRON UNDERGRATE WITH SATIN NIKALOY TOP**

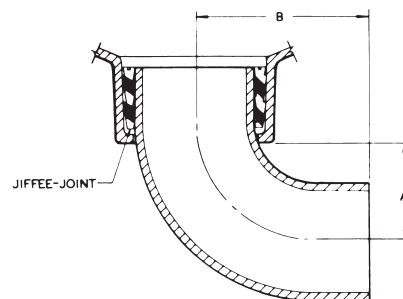
**(-20) OPTION, CAST IRON UNDERGRATE WITH SATIN BRONZE TOP**

On many series of heavy-duty and extra heavy-duty drains, JOSAM offers these options. In most cases, it isn't practical when a heavy-duty grate option is needed in a finished area to provide the heavy-duty grate totally in Nikaloy or bronze. The laminated top will give the finished appearance desired while the heavy-duty cast iron undergrate will provide the required support.



**(-49) OPTION, 3/4" PRIMER TAP**  
**(-50) OPTION, 1/2" PRIMER TAP**

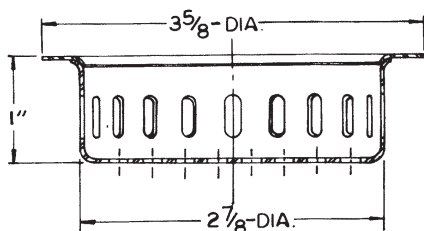
Any time the system is designed with a trap to prevent escape of sewer gas or vermin into the building, a trap seal primer connection must be provided with the floor drain. When the primer piping is properly installed in conjunction with JOSAM's 88250 Series Trap Seal Primer, the maintenance of the seal is assured.



**(-66) OPTION**

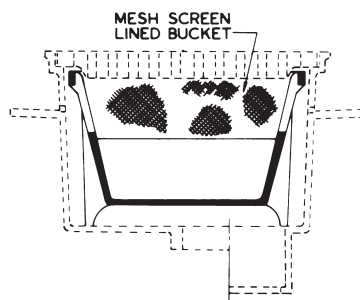
This option converts JOSAM bottom outlet inside caulk drains to no-hub side outlet drains using a 90° no-hub quarter bend and a JIFFEE-JOINT Gasket.

PIPE SIZE	A	B
2	2-1/2	4-1/2
3	2-13/16	5
4	3-1/2	5-1/2
5	4-5/16	6-1/2
6	4-13/16	7



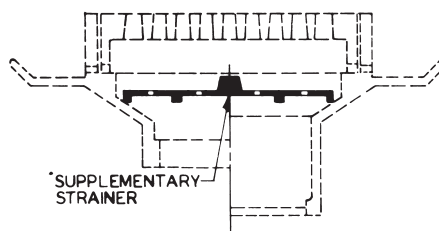
**(-80) OPTION, PERFORATED STAINLESS STEEL BASKET**

For use with all adjustable strainers to collect debris which may clog the waste line.



**(-84) OPTION, STAINLESS STEEL MESH BUCKET LINER**

In areas such as breweries, machine shops, or other facilities where small particles of glass, metal or other minute pieces of material will be encountered, a bucket liner should be used in conjunction with the sediment bucket. This option will assure free-flowing drain lines and will eliminate costly removal of blockage.



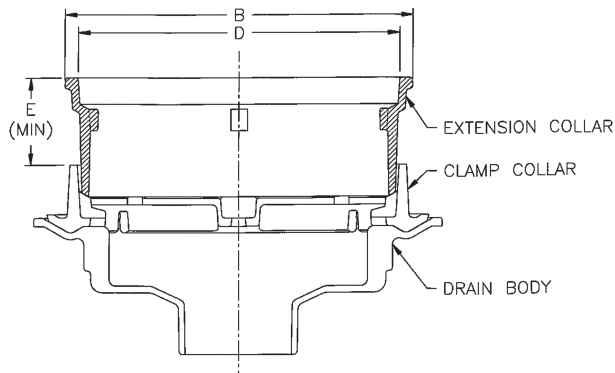
**(-88) OPTION, SUPPLEMENTARY STRAINER**

This option provides a secondary means of protection against blockage of drain lines. The openings in the supplementary strainer are smaller than the openings in the top grate, allowing it to intercept debris entering the interior of the drain. This option is primarily used in drains which don't offer a sediment bucket.



# FLOOR DRAINS

## -44 Option, Fixed Extension Collar



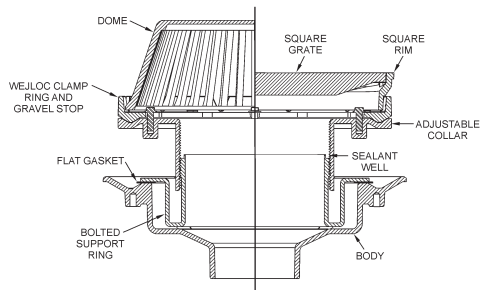
### ORDERING INFORMATION

To specify or order a fixed extension collar with floor drain, add Option (-44) and height required to type number of drain.

Example: Type 32103 with a 6" extension would be designated: Type 32103 (-44)-6".

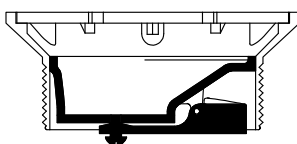
SERIES NO.	B In.	D In.	E Min.
32100, 32150, 32160	9-1/8	8-1/8	2
32200, 32300	12-5/8	11-3/4	2

## (-AE) Option, LEVELEZE® Adjustable Extension

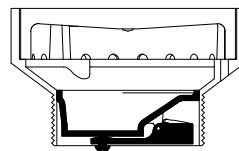


The adjustable integral top is mated to the body and support ring with a heavy machined thread which permits virtually unlimited top level adjustment to accommodate various deck thicknesses. The line contact between the threads provides positive circumferential support of the top at any adjusted elevation.

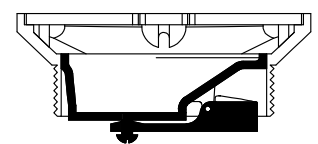
## (-J) Option Backwater Valve



A Series Round Strainer shown with Optional (-J) Backwater Valve



E Series Round Tractor Strainer shown with Optional (-J) Backwater Valve



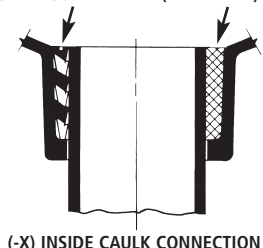
S Series Square Strainer shown with Optional (-J) Backwater Valve

For use in any Josam adjustable strainer in areas subject to back flow conditions with the exception of Series C and M. Cannot be used in conjunction with (-80) Option, Perforated Stainless Steel Basket.

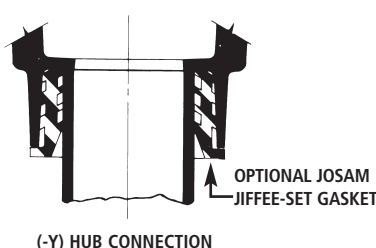
## Outlet Connections

JOSAM drains are furnished with outlets for connection to most types of pipe. The timesaving, economical JIFFEE-JOINT Gasket is used for inside caulk connections (-X) to extra heavy or service weight soil pipe. No-hub spigot outlets (-Z) are also available for connection to no-hub soil pipe. The JIFFEE-SET Outlet (-Y) is for connecting hub outlet drains to PVC and ABS, service weight or no-hub soil pipe. Threaded outlets (-T) can be obtained on many series.

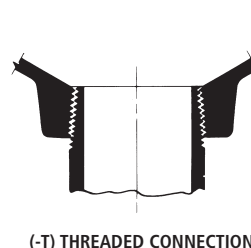
OPTIONAL JOSAM JIFFEE-JOINT      CONVENTIONAL CAULK (BY OTHERS)



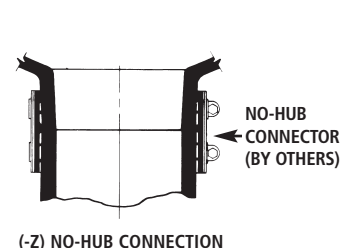
(-X) INSIDE CAULK CONNECTION



(-Y) HUB CONNECTION



(-T) THREADED CONNECTION



(-Z) NO-HUB CONNECTION

## A SERIES

## ROUND NIKALOY SUPER-FLO® STRAINER

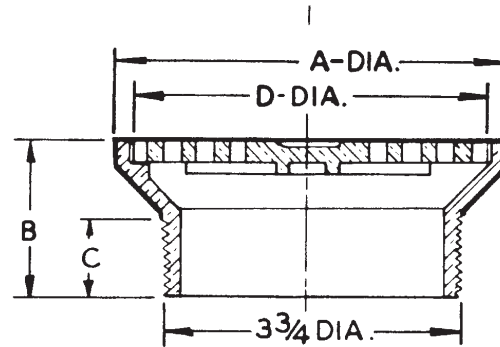
### APPLICATION

For use in finished areas with pedestrian traffic such as toilet and shower rooms.

### Available Options

- SS Stainless Steel, 5A, 6A, 7A, 8A
- 2 Satin Finish Bronze
- 80 Perforated Stainless Steel Basket
- CP Chrome Plated, 5A, 6A
- J Backwater Valve
- VP Secured Grate, Vandal-Proof Screws

TYPE NO.	A	B	C	D	FREE AREA	LBS.
5A	5	1-15/16	1-1/8	4-5/8	7.8	2
6A	6	2-1/4	15/16	5-1/4	11.0	3
7A	7	2-11/16	1-1/2	6-7/16	13.2	4
8A	8	2-1/2	7/8	7-1/8	16.2	5
9A•	9	2-1/4	1	8-1/8	21.1	7
10A•	10	2-1/4	1-1/8	9	28.0	9



•Not SUPER-FLO® Design

## AD SERIES

## ROUND NIKALOY STRAINER with Clamp Device

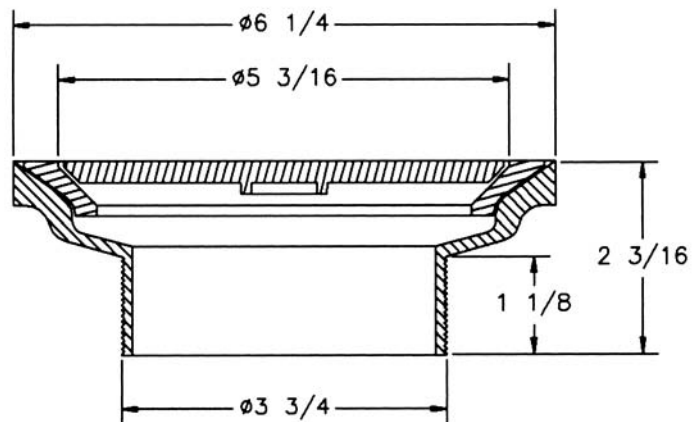
### APPLICATION

For use in finished areas with pedestrian traffic such as supermarkets or kitchens.

### Available Options

- 2 Satin Bronze Top
- VP Secured Grate, Vandal-Proof Screws

TYPE NO.	FREE AREA	LBS.
6AD	10.4	4



## AF SERIES

## ROUND NIKALOY STRAINER with Tile Flange

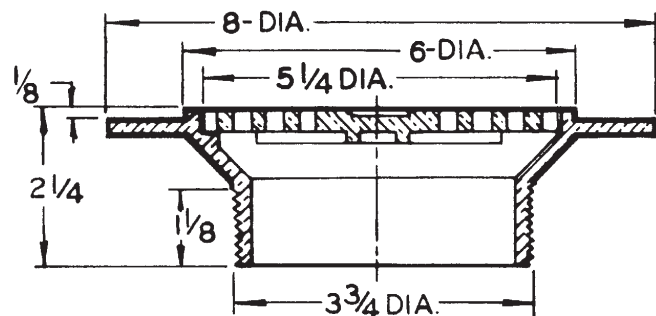
### APPLICATION

For use in areas where a vinyl tile, liquid or trowel applied floor covering is to be adhered to the strainer flange and pedestrian traffic is expected.

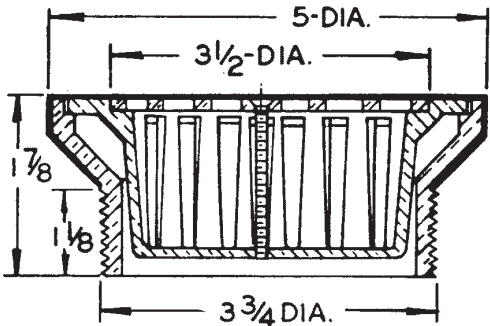
### Available Options

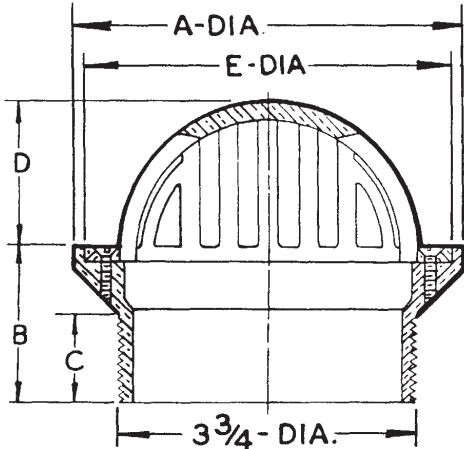
- 2 Satin Finish Bronze
- 80 Perforated Stainless Steel Basket
- J Backwater Valve
- VP Secured Grate, Vandal-Proof Screws

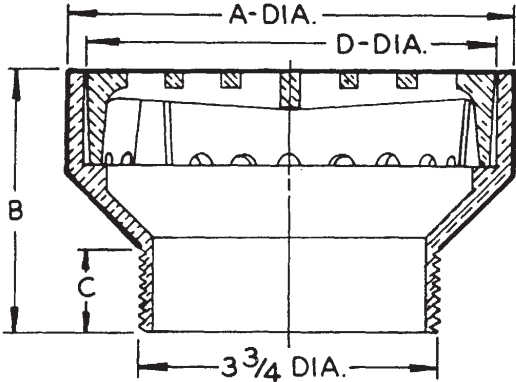
TYPE NO.	FREE AREA	LBS.
6AF	10.4	5





C SERIES		NON-CLOG STRAINER with Integral Bucket	
APPLICATION			
For use in areas subject to the accumulation of debris on the floor, which may cause the drain line to clog and where pedestrian traffic is expected such as public rest rooms. Bucket is easy to remove and clean.			
Available Options			
-2 Satin Finish Bronze Top			
-VP Secured Grate, Vandal-Proof Screws			
TYPE NO.	FREE AREA	LBS.	
5C	4.5	3	

D SERIES		ROUND NIKALOY DOME STRAINER					
APPLICATION							
For use in gutters and recessed areas where excessive debris build-up is expected such as laundry rooms. Dome ensures drainage even when partly covered.							
Available Options							
-2 Satin Finish Bronze							
-80 Perforated Stainless Steel Basket							
-J Backwater Valve							
-VP Secured Dome, Vandal-Proof Screws							
TYPE NO.	A	B	C	D	E	FREE AREA	LBS.
5D	5	1-7/8	1	1-7/8	4-3/4	8.1	2
6D	6	2-1/4	1	1-3/4	5-1/4	8.1	3

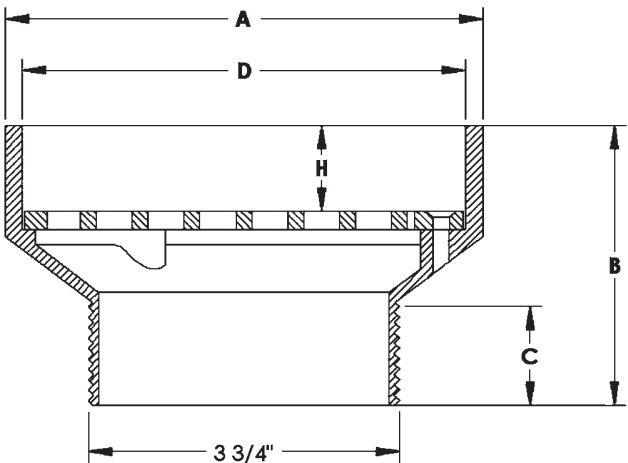
E SERIES		ROUND NIKALOY TRACTOR STRAINER				
APPLICATION						
For use in finished floors where medium-weight wheeled loads are anticipated and a "tractor" type non-tilt grate is desired, such as commercial kitchens.						
Available Options						
-2 Satin Finish Bronze						
-80 Perforated Stainless Steel Basket						
-93 Cast Iron Strainer, 7E						
-J Backwater Valve						
-VP Secured Grate, Vandal-Proof Screws						
TYPE NO.	A	B	C	D	FREE AREA	LBS.
6E	6	3-3/8	1	5-1/4	6.7	5
7E	7	3	1-1/8	6-1/2	12.0	6
9E	9	3-1/8	7/8	8-1/4	21.2	11

E1 SERIES ROUND NIKALOY STRAINER with Extended Rim

**APPLICATION**

For use in non-traffic areas where the extended rim strainer will contain spills or condensate waste, such as under ice machines. The recessed grate prevents poured liquids from flooding and splashing.

Available Options							
<ul style="list-style-type: none"><li>-2 Satin Finish Bronze</li><li>-80 Perforated Stainless Steel Basket</li><li>-J Backwater Valve</li><li>-VP Secured Grate, Vandal-Proof Screws</li></ul>							
TYPE NO.	A	B	C	D	H	FREE AREA	LBS.
6E1	5-3/4	3-3/8	1	5-3/8	1-1/4	4	5
7E1	7-1/8	3	1-1/8	6-3/8	1	8.2	7
9E1	8-7/8	3-1/8	7/8	8-3/8	1-1/2	21.2	9

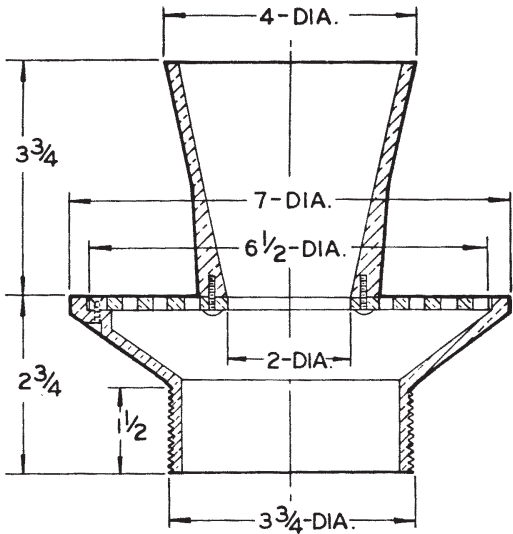


E2 SERIES ROUND NIKALOY STRAINER with Round Funnel

**APPLICATION**

For use in non-traffic areas where the round funnel contains condensate drip, and grate openings evacuate liquid spills from the surrounding floor, such as under steam tables.

Available Options	
<ul style="list-style-type: none"><li>-2 Satin Finish Bronze</li><li>-80 Perforated Stainless Steel Basket</li><li>-J Backwater Valve</li><li>-VP Secured Grate, Vandal-Proof Screws</li></ul>	
TYPE NO.	LBS.
7E2	8

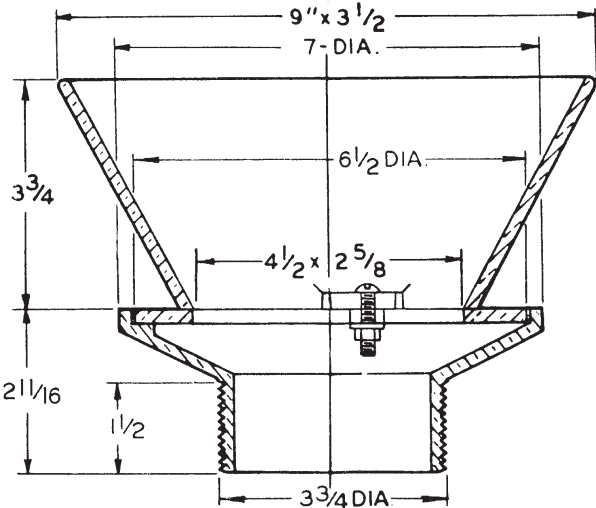


E3 SERIES ROUND NIKALOY STRAINER with Oval Funnel

**APPLICATION**

For use in non-traffic areas where the oval funnel contains condensate drip from more than one source, and grate openings evacuate liquid spills from the surrounding floor, such as under commercial kitchen equipment.

Available Options	
<ul style="list-style-type: none"><li>-2 Satin Finish Bronze</li><li>-80 Perforated Stainless Steel Basket</li><li>-J Backwater Valve</li><li>-VP Secured Grate, Vandal-Proof Screws</li></ul>	
TYPE NO.	LBS.
7E3	8



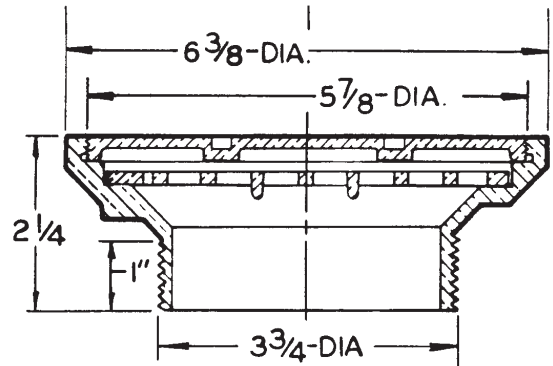
## F SERIES ROUND NIKALOY STRAINER with Solid Threaded Cover

### APPLICATION

For use in pedestrian traffic areas where drainage is not a constant factor. The solid threaded cover may be removed to facilitate drainage. The secondary grate prevents debris from entering the waste line.

### Available Options

- 2 Satin Finish Bronze
- 63 Spanner Wrench
- 80 Perforated Stainless Steel Basket
- J Backwater Valve



TYPE NO.	FREE AREA	LBS.
6F	6.2	6

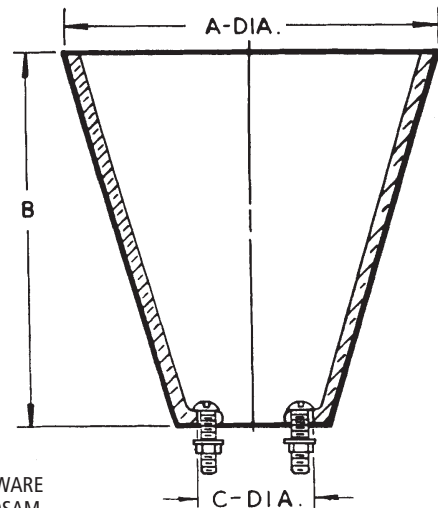
## F4 & F6 SERIES ROUND NIKALOY FUNNEL ASSEMBLIES

### APPLICATION

For use in any non-traffic area. May be attached to any grate to contain condensate waste, such as under commercial kitchen equipment. May be removed to permit movement of equipment or pedestrian traffic.

### Available Options

- 2 Satin Finish Bronze
- 92 Galvanized Cast Iron
- 93 Cast Iron



SECURING HARDWARE  
FURNISHED BY JOSAM.

TYPE NO.	A	B	C	LBS.
F4	4	3-3/4	2	3
F6	6	6	2-5/8	6

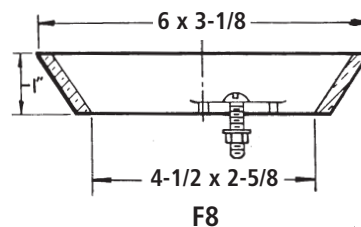
## F8 & F9 SERIES OVAL NIKALOY FUNNEL ASSEMBLIES

### APPLICATION

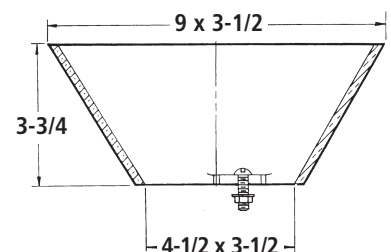
For use in any non-traffic area. May be attached to any grate to contain condensate waste from more than one source or from sources of high volume, such as under commercial kitchen equipment. May be removed to permit movement of equipment or pedestrian traffic.

### Available Options

- 2 Satin Finish Bronze
- 92 Galvanized Cast Iron
- 93 Cast Iron



F8



F9

SECURING HARDWARE  
FURNISHED BY JOSAM.

TYPE NO.	LBS.
F8	1
F9	4

G SERIES ROUND NIKALOY STRAINER with Solid Hinged Cover

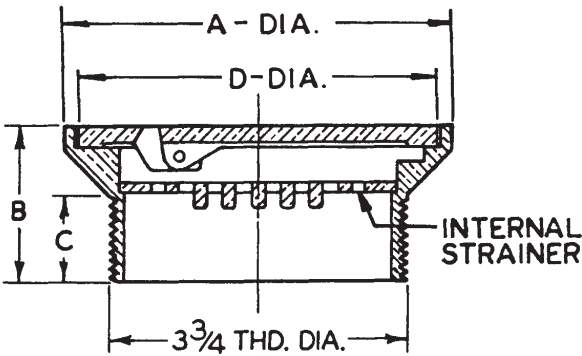
**APPLICATION**

For use in pedestrian traffic areas where drainage is not a constant factor. Solid hinged cover prevents intrusion of foreign objects, which may be swept up before cover is opened for wash down. The secondary strainer prevents debris from entering the waste line.

**Available Options**

- 2 Satin Finish Bronze
- J Backwater Valve
- VP Secured Grate, Vandal-Proof Screws

TYPE NO.	A	B	C	D	FREE AREA	LBS.
5G	5	2	1-1/8	4-5/8	4.1	3
6G	6	2-1/4	15/16	5-1/4	4.5	4
7G	7	3-1/4	2	6-1/2	5.7	7
8G	8	3-1/4	1-1/8	7-1/8	7.8	8



H SERIES ROUND NIKALOY STRAINER with Hinged Grate

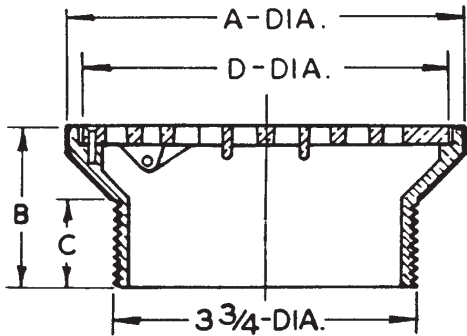
**APPLICATION**

For use in pedestrian traffic areas where easy accessibility to the drain line through the hinged grate is desired.

**Available Options**

- 2 Satin Finish Bronze
- 80 Perforated Stainless Steel Basket, 6H, 7H, 8H
- J Backwater Valve
- VP Secured Grate, Vandal-Proof Screws

TYPE NO.	A	B	C	D	FREE AREA	LBS.
5H	5	2	1-1/8	4-5/8	6.0	2
6H	6	2-1/4	1-1/8	5-1/4	7.8	3
7H	7	2-1/8	1	6-1/2	12.2	4
8H	8	2-1/2	1	7-1/8	16.1	5



M SERIES ROUND CHROME PLATED OVERFLOW STANDPIPE with Dome

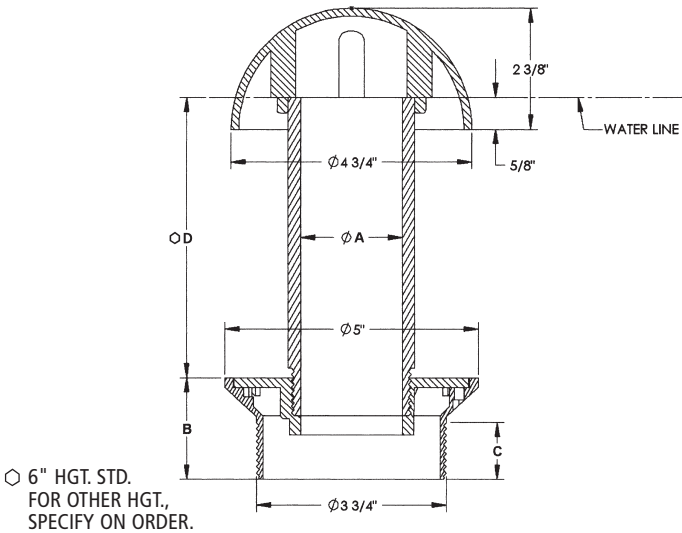
**APPLICATION**

For use as overflow drain in fountains, decorative pools, fishponds or similar areas. Standpipe maintains the prescribed water level and dome prevents floating objects from entering the drain line.

**Available Options**

- 2 Satin Finish Bronze
- 24 Less Dome
- PF Perforated Standpipe

TYPE NO.	A	B	C	OD	LBS.
2M	2	2	1-1/8	6	8
3M	3	1-3/4	1-3/8	6	10



## P SERIES

### APPLICATION

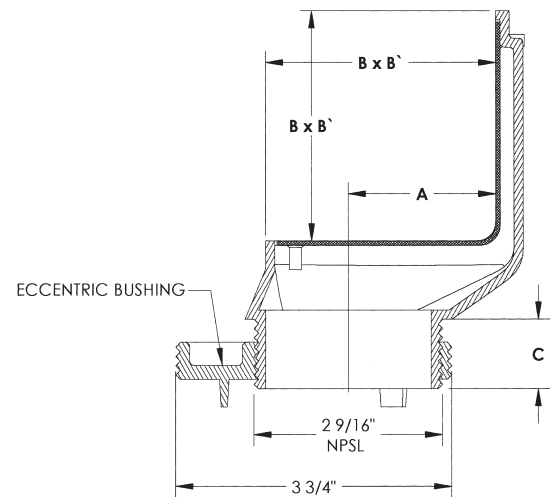
For use in shower rooms or similar areas where the drain can be set at the junction of the floor and the wall. Vertical grate openings prevent drain stoppage should horizontal surface become blocked.

### Available Options

- 2 Satin Finish Bronze
- 80 Perforated Stainless Steel Basket
- VP Secured Grate, Vandal-Proof Screws

TYPE NO.	A	B	B'	C	FREE AREA	LBS.
4P	2-1/4	3-1/4	4-1/4	1	8.9	4
6P	3-1/8	6-1/8	6-1/4	1-1/2	18.7	11

## ANGLE NIKALOY STRAINER



## R SERIES

### APPLICATION

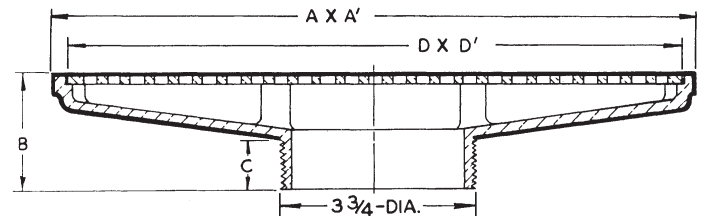
For use in shower rooms, gutters and similar areas where a large grate free area is required and limited width is available. Suitable for pedestrian traffic.

### Available Options

- 2 Satin Finish Bronze
- 80 Perforated Stainless Steel Basket
- J Backwater Valve
- VP Secured Grate, Vandal-Proof Screws

TYPE NO.	A	A'	B	C	D	D'	FREE AREA	LBS.
5R	9	5	3-1/4	1-1/8	8-3/8	4-3/8	14.9	6
6R	13	5	3-1/4	1-3/8	12	4	20.0	10
7R	17	5	3-1/8	1-3/8	16-1/4	4-3/8	22.4	11
8R	21	5	3-1/8	1-1/4	20-3/8	4-3/8	47.0	13

## RECTANGULAR NIKALOY STRAINER



## S SERIES

### APPLICATION

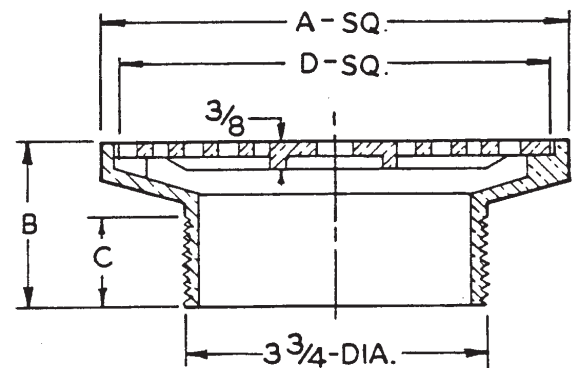
For use in pedestrian traffic areas where square complements construction or floor finish, such as ceramic tile showers or kitchen floors.

### Available Options

- SS Stainless Steel, 5S, 6S, 8S
- 2 Satin Finish Bronze
- 80 Perforated Stainless Steel Basket
- CP Chrome Plated, 5S, 6S
- J Backwater Valve
- VP Secured Grate, Vandal-Proof Screws

TYPE NO.	A	B	C	D	FREE AREA	LBS.
5S	5	1-3/4	7/8	4-1/2	9.1	3
6S	6	2-1/8	1	5-5/8	13.8	4
8S	8	2-3/8	1	7-1/2	24.5	9
9S•	9	2-3/8	1	8-5/8	28.0	10

## SUPER-FLO® SQUARE NIKALOY STRAINER

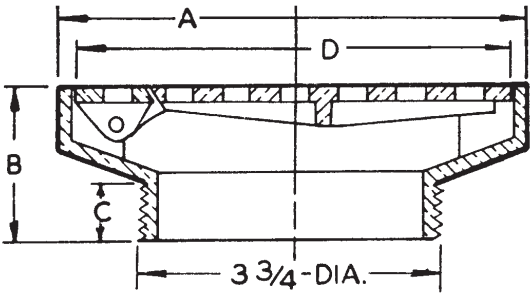


•Not SUPER-FLO® Design



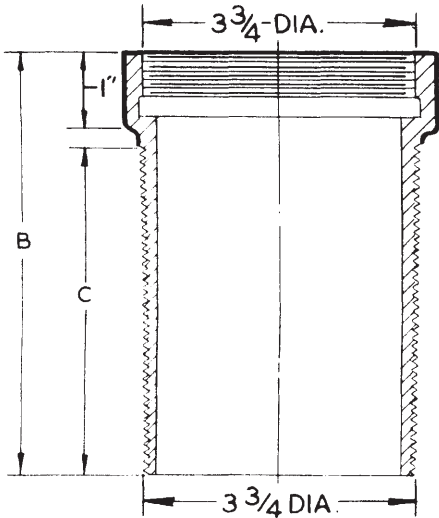
T SERIES SQUARE NIKALOY STRAINER WITH HINGED GRATE

APPLICATION						
For use in pedestrian traffic areas where square complements construction or floor finish and easy accessibility to the drain line through the hinged grate is desired.						
Available Options						
-2	Satin Finish Bronze					
-80	Perforated Stainless Steel Basket for 6T and 9T					
-J	Backwater Valve					
-SC	Solid Cover, 6T					
-VP	Secured Grate, Vandal-Proof Screws					
TYPE NO.	A	B	C	D	FREE AREA	LBS.
5T	4-7/8	2	7/8	4-3/8	6.5	3
6T	6	2	3/4	5-5/8	8.3	5
9T	9	2-3/8	1	8-5/8	28.6	12



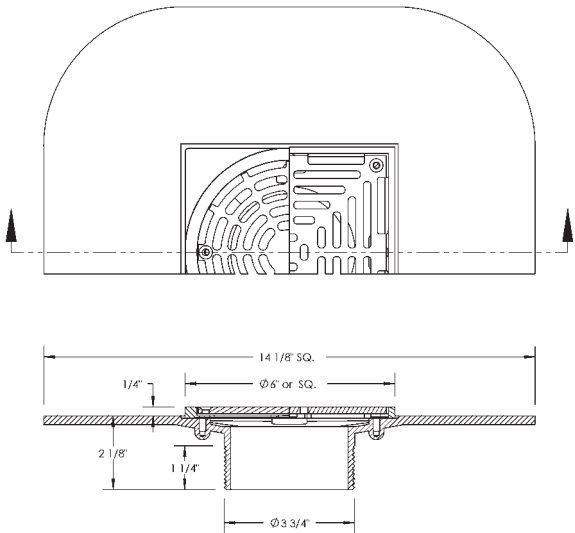
W SERIES CAST IRON STRAINER EXTENSION

APPLICATION			
For use in extending an adjustable strainer, which must be raised to accommodate deeper floor fill.			
TYPE NO.	B	C	LBS.
2W	2-1/4	3/4	1



WF6A & WF6S SERIES NIKALOY STRAINERS FOR COMPOSITION DECKS

APPLICATION	
For use in pedestrian areas where a composition deck flange is necessary for the adhesion of traffic bearing deck covering.	
Available Options	
-2	Satin Finish Bronze
-80	Perforated Stainless Steel Basket
-J	Backwater Valve
-VP	Secured Grate, Vandal-Proof Screws
TYPE NO.	LBS.
WF6A	16
WF6S	15



30000 SERIES			BODY ASSEMBLY		
APPLICATION			<p>THIS DRAIN BODY CAN BE USED WITH ALL STRAINERS AND ACCESSORIES IN THE STRAINER SECTION.</p> <p>WEJLOC INVERTIBLE FLASHING COLLAR</p> <p>IPS PRIMER TAP 1/2" W/ PLUG (STD) 3/4" (USE -49 OPT.)</p> <p>OUTLET TYPE X = 4" Y = 3-3/4" Z = 3-5/8" T = 3"</p> <p>PIPE SIZE</p> <p>● CONFORMS WITH ASTM-C564.</p>		
SPECIFICATION					
<p>JOSAM 30000 Series coated cast iron Floor Drain, two-piece body with double drainage flange and 1/2" primer tap with plug, bottom outlet, WEJLOC® invertible non-puncturing flashing collar with weepholes, threaded to receive a JOSAM adjustable strainer.</p>					
Available Options					
▼ -PD	Prison Drain	-91	Rough Bronze Body		
▼ -ST	Shallow Trap	-92	Galvanized Cast Iron Parts		
▼ -TSO	Threaded Side Outlet	OUTLETS:			
-ARE	Acid-Resisting Epoxy	-T	Threaded Outlet		
-49	3/4" Primer Tap	-X	Inside Caulk Outlet		
	1/2" Primer Tap (Std.)	-Y	Hub Outlet with Gasket		
		-Z	No-Hub Outlet		
			FOR OUTLET TYPE SPECIFY -T, -X, -Y or -Z		
TYPE NO.		PIPE SIZE		LBS.	
30002		2		11	
30003		3		13	
30004		4		13	

30000-PD SERIES		SECURITY BODY ASSEMBLY FOR PRISONS			
APPLICATION		<p>THIS DRAIN BODY CAN BE USED WITH ALL STRAINERS AND ACCESSORIES IN THE STRAINER SECTION.</p> <p>BOLT HOLES FOR OPTIONAL CLAMP RING (-C)</p> <p>TRAP WALL</p> <p>PIPE SIZE</p>			
SPECIFICATION					
<p>JOSAM 30000-PD Series galvanized steel security Floor Drain with flashing flange, threaded side outlet, integral trap wall. Threaded to receive any JOSAM adjustable strainer furnished with security screws.</p>					
Available Options					
-50	1/2" Primer Tap				
-92	Galvanized Cast Iron Parts				
-C	Bolted Flashing Clamp Device				
OUTLET:					
-T	Threaded Outlet				
		FOR OUTLET TYPE SPECIFY -T			
TYPE NO.		PIPE SIZE		LBS.	
30002-PD		2		15	
30003-PD		3		15	

30000-TSO SERIES BODY ASSEMBLY WITH THREADED SIDE OUTLET

APPLICATION

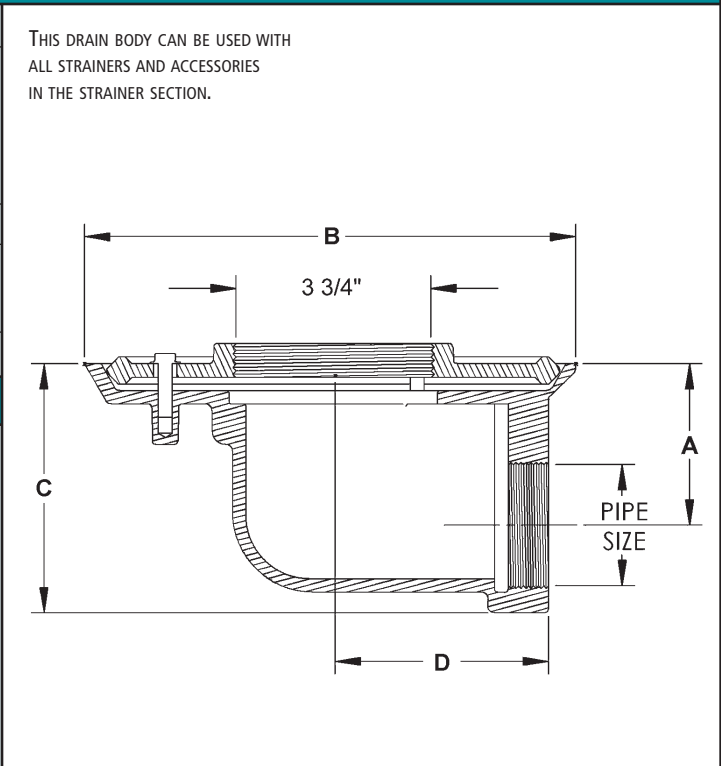
For use with all adjustable strainers. Wide flange anchors drain body in concrete and works in conjunction with the clamp collar to redirect waste through the collar's weepholes if seepage occurs around the strainer. The WEJLOC® clamp provides a non-puncturing positive bond of the waterproofing membrane to the drain body for applications where floors with standing water are to be sealed off from areas below. Integral threaded side outlet allows for installation in shallow slabs.

SPECIFICATION

JOSAM 30000-TSO Series coated cast iron Floor Drain, two-piece body with double drainage flange, integral threaded side outlet, WEJLOC® non-puncturing flashing collar with weepholes, threaded to receive a JOSAM adjustable strainer.

Available Options

- ARE Acid-Resisting Epoxy
  - 49 3/4" Primer Tap
  - 50 1/2" Primer Tap
  - 92 Galvanized Cast Iron Parts
- OUTLET:
- TSO Threaded Side Outlet



TYPE NO.	PIPE SIZE	A	B	C	D	LBS.
30002-TSO	2	3	9-1/8	4-5/8	4	15
30003-TSO	3	2-1/2	9-1/8	4-5/8	4	15
30004-TSO	4	3-1/4	10-1/4	6	4-1/4	15

30002-ST SERIES BODY ASSEMBLY WITH SHALLOW TRAP

APPLICATION

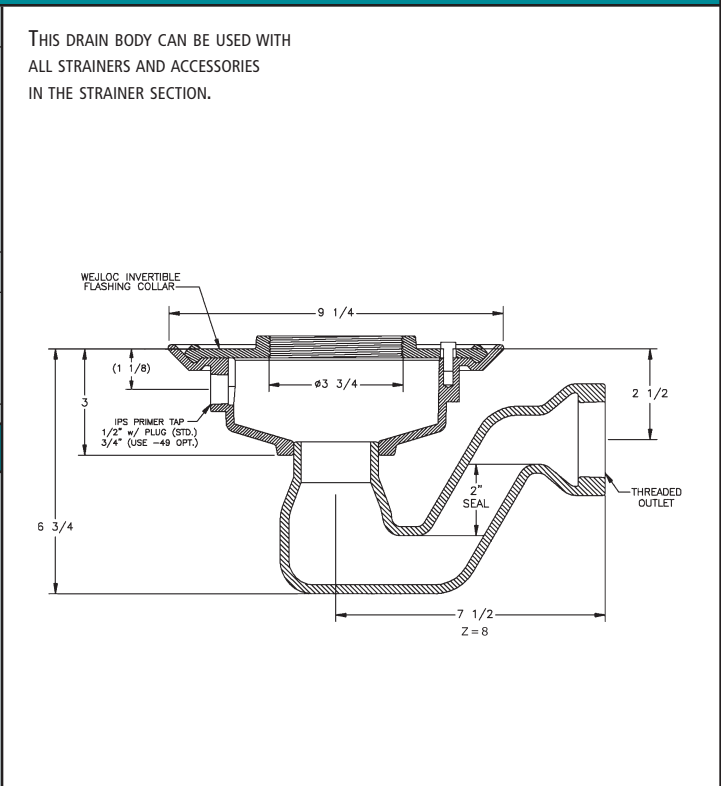
For use with all adjustable strainers. Wide flange anchors drain body in concrete and works in conjunction with the clamp collar to redirect waste through the collar's weepholes if seepage occurs around the strainer. The WEJLOC® clamp provides a non-puncturing positive bond of the waterproofing membrane to the drain body for applications where floors with standing water are to be sealed off from areas below. The collar is also invertible for extra vertical strainer adjustment to meet finished floor level in areas such as showers. Low-profile trap provides water seal in shallow floor slabs.

SPECIFICATION

JOSAM 30002-ST Series coated cast iron Floor Drain, two-piece body with double drainage flange and 1/2" primer tap with plug, WEJLOC® invertible non-puncturing flashing collar with weepholes threaded to receive a JOSAM adjustable strainer, bottom outlet threaded connection to low profile P trap.

Available Options

- ARE Acid-Resisting Epoxy
  - 49 3/4" Primer Tap
  - 1/2" Primer Tap, Std.
  - 92 Galvanized Cast Iron Parts
- OUTLETS:
- T Threaded Outlet
  - Z No-Hub Outlet

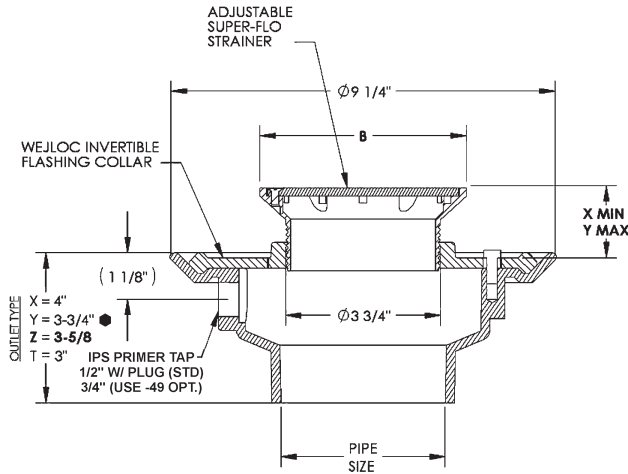


FOR OUTLET TYPE SPECIFY -T or -Z		
TYPE NO	PIPE SIZE	LBS.
30002-ST	2	17

30304-Z SERIES		CAST IRON BODY	
<b>APPLICATION</b> For use with all adjustable strainers in ground-floor installations where clamp device is not required.		THIS DRAIN BODY CAN BE USED WITH ALL STRAINERS AND ACCESSORIES IN THE STRAINER SECTION.	
<b>SPECIFICATION</b> JOSAM 30304-Z Series coated cast iron body threaded to receive JOSAM adjustable strainers, no-hub bottom outlet.			
		FOR OUTLET TYPE SPECIFY -Z	
		TYPE NO.	PIPE SIZE
		30304-Z	4
		LBS.	3
30500 SERIES		BODY WITH TRAP FLUSH-WITH-FLOOR CLEANOUT	
<b>APPLICATION</b> For use with all adjustable strainers. Wide flange anchors drain body in concrete and works in conjunction with the clamp to redirect waste through the drain body if seepage occurs around the strainer. The clamp ring provides a non-puncturing positive bond of the waterproofing membrane to the drain body for applications where floors with standing water are to be sealed off from areas below. The flush-with-the-floor, integral cleanout allows access to the drain line.		THIS DRAIN BODY CAN BE USED WITH ALL STRAINERS AND ACCESSORIES IN THE STRAINER SECTION.	
<b>SPECIFICATION</b> JOSAM 30500 Series coated cast iron combined Floor Drain and integral deep drum type "P" trap with double drainage flange, no-hub spigot side outlet, weepholes, bronze integral flush-floor cleanout and threaded to receive a JOSAM adjustable strainer.			
<b>Available Options</b>		* IPS PRIMER TAPPING (-49) & (-50) AUX. THREADED INLET (-51) & (-52)	
-C Bolted Flashing Clamp Device -49 3/4" Primer Tap -50 1/2" Primer Tap -51 1-1/2" Threaded Auxiliary Inlet -52 2" Threaded Auxiliary Inlet -92 Galvanized Cast Iron Parts		FOR OUTLET TYPE SPECIFY -Z	
<b>OUTLET:</b> -Z No-Hub Outlet		TYPE NO.	PIPE SIZE
		30502	2
		30503	3
		30504	4
		J*	LBS.
		3	27
		3-1/2	27
		4-1/8	29

## 30000-A SERIES

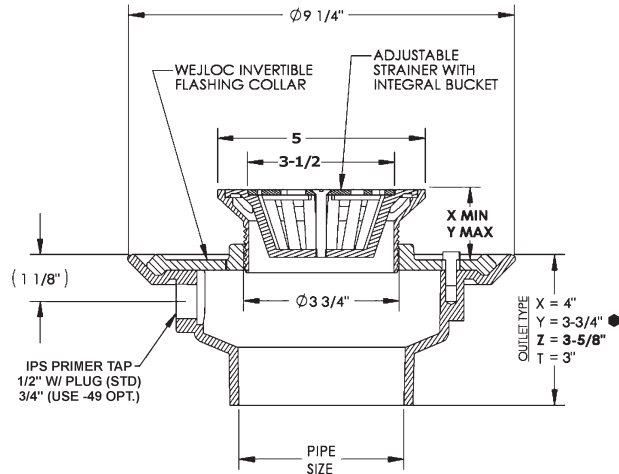
### Body with Round SUPER-FLO® Strainer



● CONFORMS WITH ASTM-C564.

## 30000-C SERIES

### Body with Non-Clog Strainer & Bucket



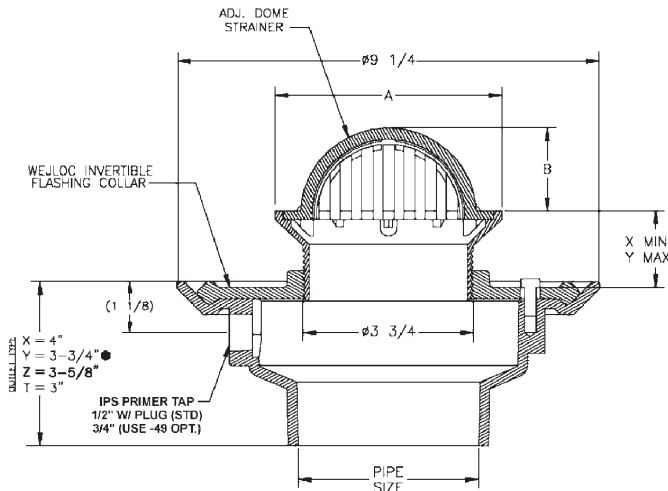
● CONFORMS WITH ASTM-C564.

TYPE NO.	PIPE SIZE	TYPE NO.	B	ADJUSTABLE STRAINER ADJUSTMENT	FREE AREA	LBS.†
30002	2	5A	5	3/4	2-1/8	7.8
30003	3	6A	6	1-1/4	2-3/8	11.0
30004	4	7A	7	1-1/8	2-7/8	13.2
† STRAINER W/BODY		8A	8	1-5/8	2-5/8	16.2

TYPE NO.	PIPE SIZE	TYPE NO.	B	ADJUSTABLE STRAINER ADJUSTMENT	FREE AREA	LBS.†
30002	2	5C	3/4	1-7/8	4.5	15
30003	3					
30004	4					
† STRAINER W/BODY						

## 30000-D SERIES

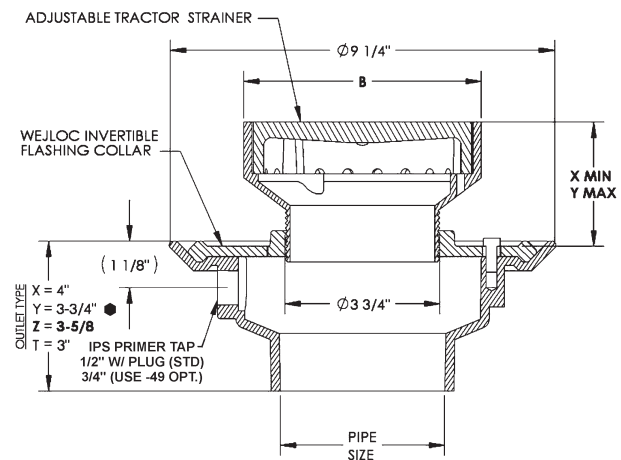
### Body with Dome Strainer



● CONFORMS WITH ASTM-C564.

## 30000-E SERIES

### Body with Tractor Strainer



● CONFORMS WITH ASTM-C564.

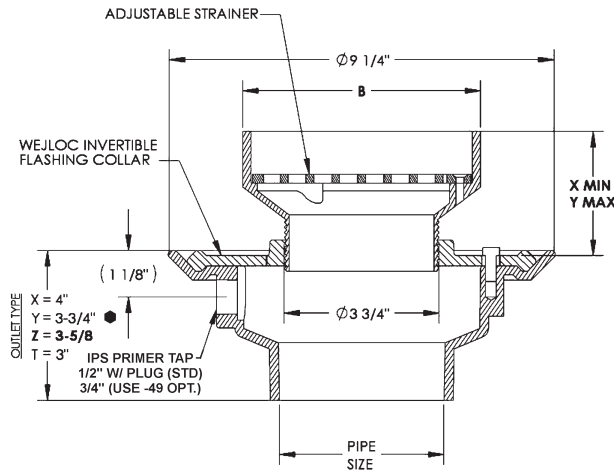
TYPE NO.	PIPE SIZE	TYPE NO.	A	B	ADJUSTABLE STRAINER ADJUSTMENT	FREE AREA	LBS.†
30002	2	5D	5	1-7/8	3/4	2-1/8	8.1
30003	3	6D	6	1-3/4	1-1/4	2-3/8	8.1
30004	4						
† STRAINER W/BODY							

TYPE NO.	PIPE SIZE	TYPE NO.	B	ADJUSTABLE STRAINER ADJUSTMENT	FREE AREA	LBS.†
30002	2	6E	6	2-1/4	3-1/2	6.7
30003	3	7E	7	1-7/8	3-1/8	12.0
30004	4	9E	9	2-1/4	3-3/8	21.2
† STRAINER W/BODY						



## 30000-E1 SERIES

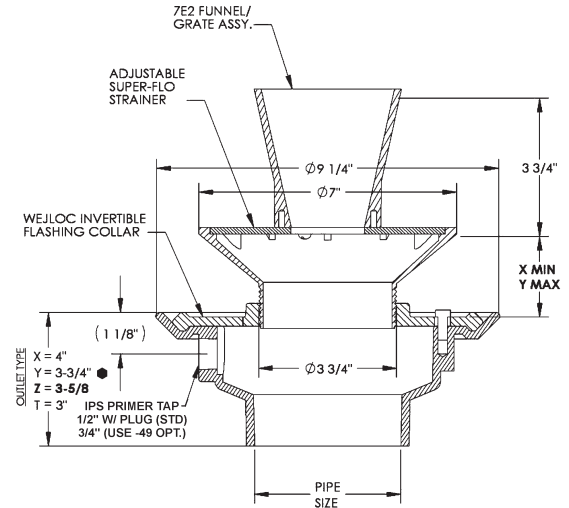
### Body with Extended Rim Strainer



● CONFORMS WITH ASTM-C564.

## 30000-E2 SERIES

### Body with Strainer with Round Funnel

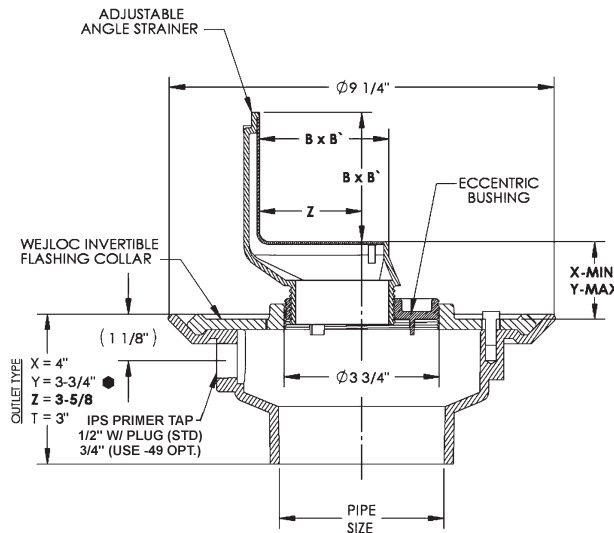


● CONFORMS WITH ASTM-C564.

TYPE NO.	PIPE SIZE	ADJUSTABLE STRAINER ADJUSTMENT					FREE AREA	LBS.†
		TYPE NO.	B	X	Y			
30002	2	6E1	6	2-1/4	3-1/2		4	16
30003	3	7E1	7	1-7/8	3-1/8		8.2	17
30004	4	9E1	9	2-1/4	3-3/8		21.2	20
† STRAINER W/BODY								

## 30000-P SERIES

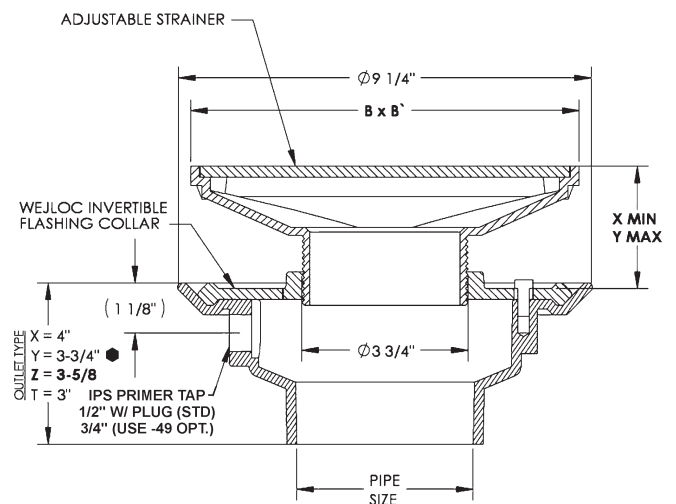
### Body with Angle Strainer



● CONFORMS WITH ASTM-C564.

## 30000-R SERIES

### Body with Rectangular Strainer

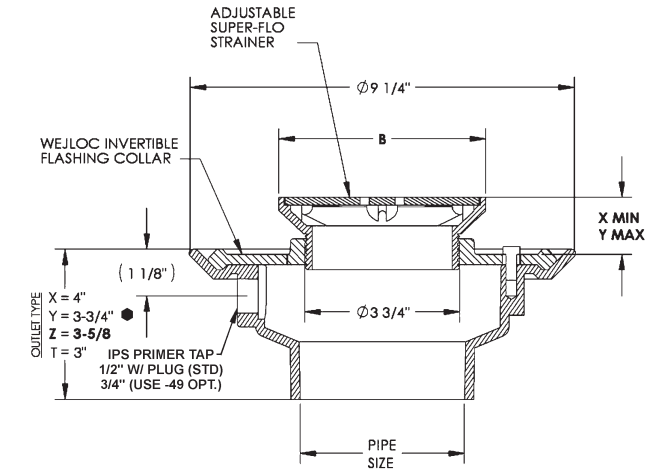


● CONFORMS WITH ASTM-C564.

TYPE NO.	PIPE SIZE	TYPE NO.	ADJUSTABLE STRAINER ADJUSTMENT				FREE AREA	LBS.†
			BxB'	X	Y	Z		
30002	2	4P	3-1/4x4-1/4	7/8	1-3/4	1-3/4	8.9	16
30003	3	6P	6-1/8x6-1/4	1-5/8	3-7/8	3-1/8	18.7	23
30004	4							
† STRAINER W/BODY								

30000-S SERIES

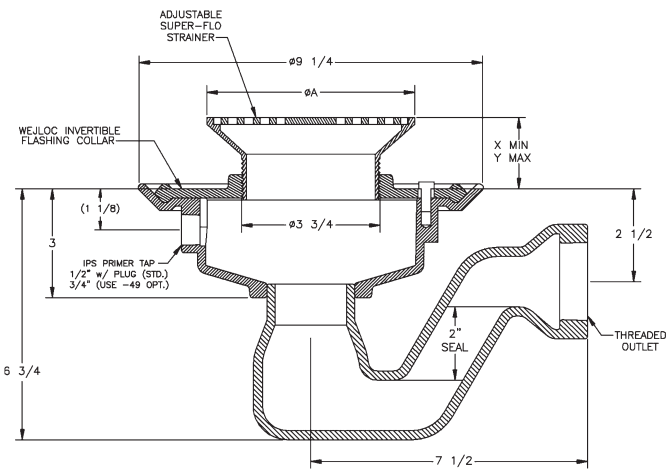
Body with Square SUPER-FLO® Strainer



CONFORMS WITH ASTM-C564.

30002-ST-A SERIES

Body with Shallow Trap & Round SUPER-FLO® Strainer

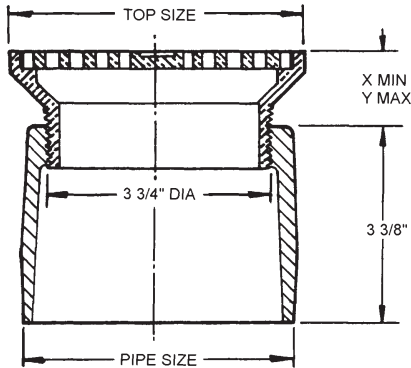


TYPE NO.	PIPE SIZE	ADJUSTABLE STRAINER ADJUSTMENT					LBS.†
		TYPE NO.	B	X	Y	AREA	
30002	2	5S	5	7/8	1-7/8	9.1	15
30003	3	6S	6	7/8	2-1/4	13.8	16
30004	4	8S	8	1-1/4	2-1/2	24.5	21
† STRAINER W/BODY							

TYPE NO.	PIPE SIZE	ADJUSTABLE STRAINER ADJUSTMENT					LBS.†
		TYPE NO.	A DIA.	X	Y	FREE AREA	
30002-ST-A	2	5A	5	3/4	2-1/8	7.8	19
		6A	6	1-1/4	2-3/8	11.0	20
		7A	7	1-1/8	2-7/8	13.2	21
		8A	8	1-5/8	2-5/8	16.2	22
† STRAINER W/BODY							

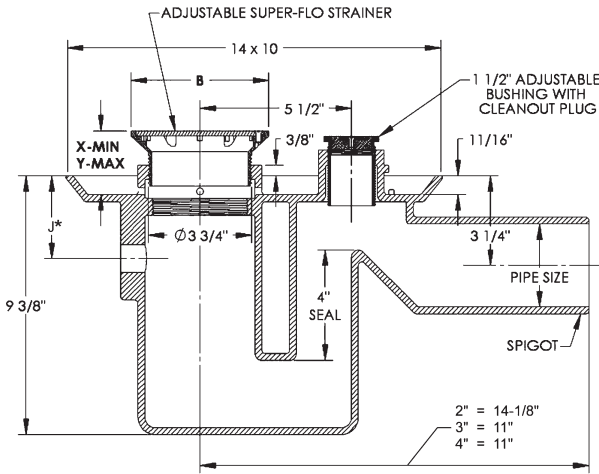
30304-Z-A SERIES

Body with Round SUPER-FLO® Strainer



30500-A SERIES

Body with Cleanout & Round SUPER-FLO® Strainer



\* IPS PRIMER TAPPING (-49) & (-50)  
AUX. THREADED INLET (-51) & (-52)

TYPE NO.	PIPE SIZE	ADJUSTABLE STRAINER ADJUSTMENT					LBS.†
		TYPE NO.	TOP SIZE	X	Y	FREE AREA	
30304-Z	4	5A	5	3/4	2-1/8	7.8	5
		6A	6	1-1/4	2-3/8	11.0	6
		7A	7	1-1/8	2-7/8	13.2	7
† STRAINER W/BODY							

TYPE NO.	PIPE SIZE	J*	ADJUSTABLE STRAINER ADJUSTMENT					LBS.†
			TYPE NO.	B	X	Y	AREA	
30502	2	3	5A	5	1-3/8	2-1/8	7.8	30
30503	3	3-1/2	6A	6	1-5/8	2-3/8	11.0	31
30504	4	4-1/8	7A	7	1-5/8	2-3/8	13.2	32
† STRAINER W/BODY								

## 30802-4CP SERIES CAST IRON BODY & TRAP ASSEMBLY WITH ADJ. STRAINER

### APPLICATION

For use in finished areas with pedestrian traffic such as toilet and shower rooms. Wide flange anchors drain body in concrete and works in conjunction with the clamp collar to redirect waste through the collar's weepholes if seepage occurs around the strainer. Collar is also invertible for extra vertical strainer adjustment to meet finished floor level.

### SPECIFICATION

JOSAM 30802-4CP Series coated cast iron Floor Drain, two-piece body with invertible clamp collar, weepholes, 2" low-profile trap and 4" round adjustable chrome-plated strainer.

### Available Options

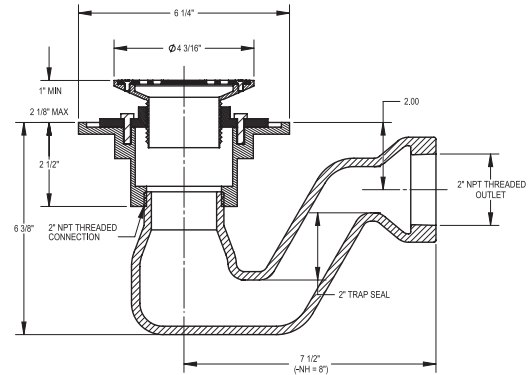
-SQ Square Top

-LT Less Shallow Trap

#### OUTLETS:

-T Threaded Outlet

-Z No-Hub Outlet



FOR OUTLET TYPE, SPECIFY -T or -Z

TYPE NO.	PIPE SIZE	STRAINER ADJUSTMENT		FREE AREA	LBS.
		X	Y		
30802-4CP	2	1	2-1/8	3.8	8

## 30900-9AD SERIES

## BODY WITH STRAINER WITH CLAMP DEVICE

### APPLICATION

For use in areas where the waterproofing is installed at the finish floor level and pedestrian traffic is expected. Wide flange anchors drain body in concrete and works in conjunction with the clamp collar to redirect waste through the collar's weepholes if seepage occurs around the strainer. The WEJLOC® clamp provides a non-puncturing positive bond of the waterproofing membrane to the drain body for applications where floors with standing water are to be sealed off from areas below.

### SPECIFICATION

JOSAM 30900-9AD Series coated cast iron Floor Drain with double drainage flange, weepholes, bottom outlet and satin Nikaloy round strainer in an adjustable Nikaloy clamping collar which secures flashing or waterproofing at finished floor.

### Available Options

-2 Satin Finish Bronze

-92 Galvanized Cast Iron Parts

-VP Secured Grate, Vandal-Proof Screws

#### OUTLETS:

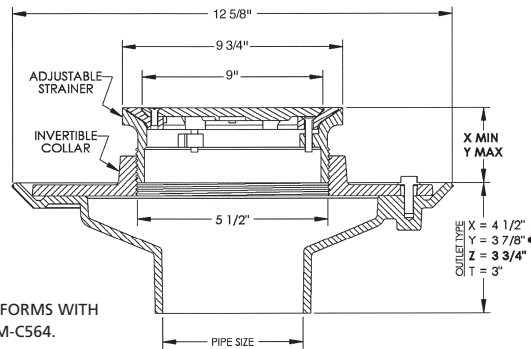
-66 No-Hub Side Outlet

-T Threaded Outlet

-X Inside Caulk Outlet

-Y Hub Outlet with Gasket

-Z No-Hub Outlet



CONFORMS WITH ASTM-C564.

FOR OUTLET TYPE, SPECIFY -T, -X, -Y or -Z

TYPE NO.	PIPE SIZE	STRAINER ADJUSTMENT		FREE AREA	LBS.†
		X	Y		
30902-9AD	2	1-1/8	2-5/8	16.5	33
30903-9AD	3				
30904-9AD	4				

†STRAINER WITH BODY

## 31000 SERIES

## BODY WITH 5" ROUND NIKALOY TOP

### APPLICATION

Wide flange anchors drain body in concrete with 5" round adjustable Nikaloy top for finished floors subject to pedestrian traffic.

### SPECIFICATION

JOSAM 31000 Series coated cast iron Floor Drain, double drainage flange and 1/2" primer tap with plug, bottom outlet and 5" round adjustable Nikaloy top.

### Available Options

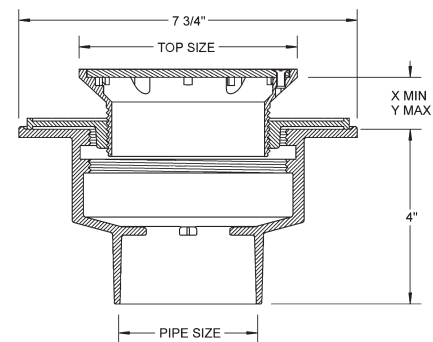
-C Bolted Flashing Clamp Device

-SQ Square Top

#### OUTLETS:

-Y Hub Outlet with Gasket, 2", 3"

-Z No-Hub Outlet, 3", 4"



FOR OUTLET TYPE, SPECIFY -Y or Z

TYPE NO.	PIPE SIZE	TOP SIZE	STRAINER ADJUSTMENT		LBS.
			MIN	MAX	
31002	2	5	3/4	2-1/8	9
31003	3	5	3/4	2-1/8	9
31004	4	5	3/4	2-1/8	9

32100 SERIES

APPLICATION

For use in moderate traffic areas such as automobile garages for any type of floor construction where a small to medium flow of liquid is anticipated.

SPECIFICATION

JOSAM 32100 Series coated cast iron Floor Drain, two-piece body with double drainage flange, WEJLOC® non-puncturing flashing collar, weepholes, bottom outlet, round top, medium-duty loose-set anti-tilting SUPER-FLO® grate with perimeter drainage slots.

Available Options

▼ -AE

LEVELEZE® Adjustable Extension

▼ -81

Slotted Cast Iron Bucket

▼ -TG

Tractor Grate

▼ -LC1

Locking Cover, Satin Finish Nikaloy

-LC2

Locking Cover, Satin Finish Bronze

-1

Satin Finish Nikaloy Top

-2

Satin Finish Bronze Top

-7

Ductile Iron Grate

-11

Extra-Heavy Grate, Cast Iron

-13

Dome Grate, Cast Iron

-13-1

Dome Grate, Nikaloy

-13-2

Dome Grate, Bronze

-15

Chained Grate

▼ -39

Solid Cast Iron Cover

-VP

Secured Grate, Vandal-Proof Screws

-ARE

Acid-Resisting Epoxy

-44

Fixed Extension Collar, Cast Iron (Specify Hgt.), 3" Std.

-44-92

Fixed Extension Collar, Galv. (Specify Hgt.), 3" Std.

-49

3/4" Primer Tap

-50

1/2" Primer Tap

-84

Stainless Steel Mesh Bucket Liner

-88

Supplementary Strainer

-92

Galvanized Cast Iron Parts

OUTLETS:

-66

No-Hub Side Outlet

-T

Threaded Outlet

-X

Inside Caulk Outlet

-Y

Hub Outlet with Gasket

-Z

No-Hub Outlet

32100

SLOT WIDTH 3/8"

32100-1

SLOT WIDTH 3/16"

32100-2

SLOT WIDTH 3/16"

GRATE FREE AREA 27 SQ. IN.

12 5/8 DIA.

8 1/8 DIA.

9 1/8 DIA.

5 3/4

5 7/8

HUB(-Y)

SOIL PIPE GASKET

THREADED (-T)

NO-HUB (-Z)

CAULK

PIPE SIZE

PIPE BY OTHERS

ADD 1/4" WHEN FURNISHED WITH NIKALOY OR BRONZE TOP.

CONFORMS WITH ASTM-C564.

FOR OUTLET TYPE SPECIFY -T, -X, -Y or -Z

TYPE NO.	PIPE SIZE	LBS.
32102	2	18
32103	3	21
32104	4	21

32100-39 SERIES

with -39 Solid Cast Iron Cover

APPLICATION

For use in unfinished floors subject to medium-duty traffic where access to drain outlet is limited by removable solid cover. Useful in regulating small solids into drain line.

SPECIFICATION

JOSAM 32100-39 Series coated cast iron Floor Drain with double drainage flange, weepholes, bottom outlet and 9" round solid scoriated cast iron cover.

OPTIONS N/A:  
-81, -84

12 5/8 DIA.

8 1/8 DIA.

9 1/8 DIA.

5 3/4

5 7/8

HUB(-Y)

SOIL PIPE GASKET

THREADED (-T)

NO-HUB (-Z)

CAULK

PIPE SIZE

PIPE BY OTHERS

CONFORMS WITH ASTM-C564.

FOR OUTLET TYPE SPECIFY -T, -X, -Y or -Z

TYPE NO.	PIPE SIZE	LBS.
32102-39	2	22
32103-39	3	25
32104-39	4	25

FLOOR DRAINS

## 32100-81 SERIES

## with -81 Slotted Cast Iron Bucket

### APPLICATION

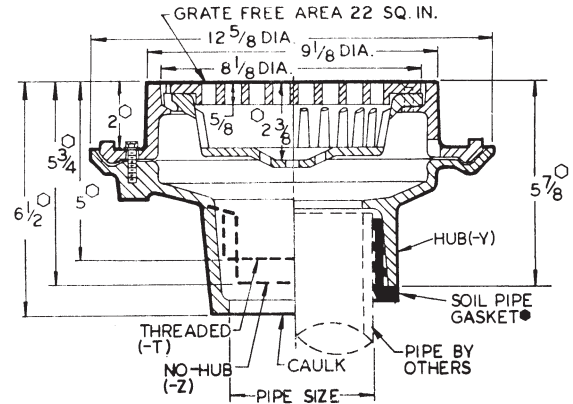
For use in medium traffic areas, such as commercial auto garages, for any type of floor construction where a medium to large flow of liquid is anticipated and a bucket is necessary to collect debris which may clog the waste line.

### SPECIFICATION

JOSAM 32100-81 Series coated cast iron Floor Drain, two-piece body with double drainage flange, WEJLOC® non-puncturing flashing collar, weepholes, bottom outlet, round top, and removable sediment bucket which supports a medium-duty loose-set anti-tilting SUPER-FLO® grate with perimeter drainage slots.

<b>OPTIONS N/A:</b>	<b>32100-81</b>	<b>SLOT WIDTH 1/2"</b>
-11, -13, -13-1, -13-2, -39	32100-81-1	SLOT WIDTH 3/16"
-LC1, -LC2	32100-81-2	SLOT WIDTH 3/16"

TYPE NO.	PIPE SIZE	LBS.
30002-81	2	22
30003-81	3	24
30004-81	4	25



- CONFORMS WITH ASTM-C564.
- ADD 1/4" WHEN FURNISHED WITH NIKALOY OR BRONZE TOP.

FOR OUTLET TYPE, SPECIFY -T, -X, -Y or -Z.

## 32100-AE SERIES

## with -AE LEVELEZE® Extension

### APPLICATION

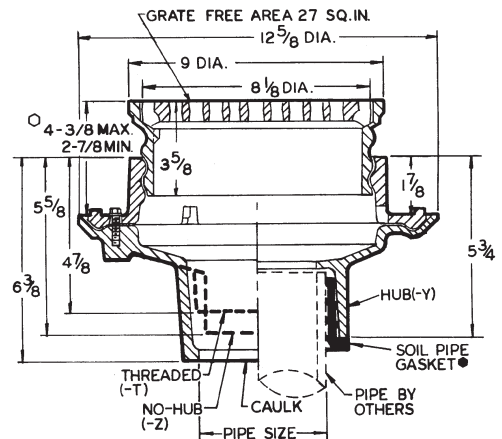
For use in moderate traffic areas, such as automobile garages, for any type of floor construction where a small to medium flow of liquid is anticipated. LEVELEZE® adjustable collar permits accurate positioning of grate to meet finished floor level.

### SPECIFICATION

JOSAM 32100-AE Series coated cast iron LEVELEZE® Floor Drain, two-piece body with double drainage flange, WEJLOC® non-puncturing flashing collar, weepholes, bottom outlet, round top, adjustable collar with rolled thread and loose-set, anti-tilting, medium-duty, SUPER-FLO® grate with perimeter drainage slots.

<b>OPTION N/A:</b>	<b>32100-AE</b>	<b>SLOT WIDTH 3/8"</b>
-11, -44	32100-AE-1	SLOT WIDTH 3/16"
	32100-AE-2	SLOT WIDTH 3/16"

TYPE NO.	PIPE SIZE	LBS.
30002-AE	2	31
30003-AE	3	32
30004-AE	4	33



- CONFORMS WITH ASTM-C564.
- ADD 1/4" WHEN FURNISHED WITH NIKALOY OR BRONZE TOP.

FOR OUTLET TYPE, SPECIFY -T, -X, -Y or -Z.

## 32100-AE-81 SERIES with -AE LEVELEZE® Extension & -81 Slotted Cast Iron Bucket

### APPLICATION

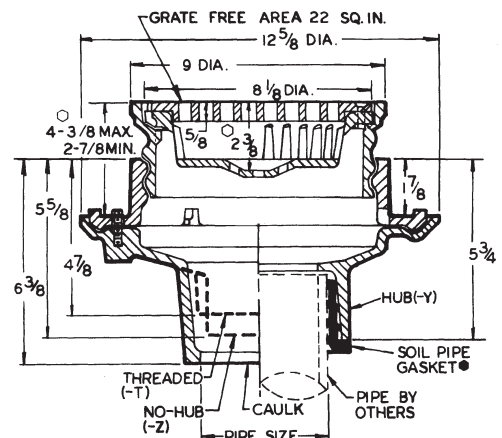
For use in moderate traffic areas, such as commercial auto garages, for any type of floor construction where a small to medium flow of liquid is anticipated and a bucket is necessary to collect debris which may clog the waste line. LEVELEZE® adjustable collar permits accurate positioning of grate to meet finished floor level.

### SPECIFICATION

JOSAM 32100-AE-81 Series coated cast iron LEVELEZE® Floor Drain, two-piece body with double drainage flange, WEJLOC® non-puncturing flashing collar, weepholes, bottom outlet, round top, adjustable collar with rolled thread and removable sediment bucket which supports a medium-duty, loose-set, anti-tilting, SUPER-FLO® grate with perimeter drainage slots.

<b>OPTIONS N/A:</b>	<b>32100-AE-81</b>	<b>SLOT WIDTH 3/8"</b>
-11, -13, -13-1, -13-2, -39, -44	32100-AE-81-1	SLOT WIDTH 3/16"
	32100-AE-81-2	SLOT WIDTH 3/16"

TYPE NO.	PIPE SIZE	LBS.
30002-AE-81	2	34
30003-AE-81	3	34
30004-AE-81	4	34



- CONFORMS WITH ASTM-C564.
- ADD 1/4" WHEN FURNISHED WITH NIKALOY OR BRONZE TOP.

FOR OUTLET TYPE, SPECIFY -T, -X, -Y or -Z.



## 32100-AE-LC1-88 SERIES w/ LEVELEZE® Ext., Nikaloy Locking Cover & Supl. Strainer

### APPLICATION

For use in pedestrian and light wheel traffic areas where drainage is not a constant factor. Solid hinged key-locking cover prevents intrusion of foreign objects, which may be swept up before cover is opened for wash down. The secondary strainer prevents debris from entering the waste line.

### SPECIFICATION

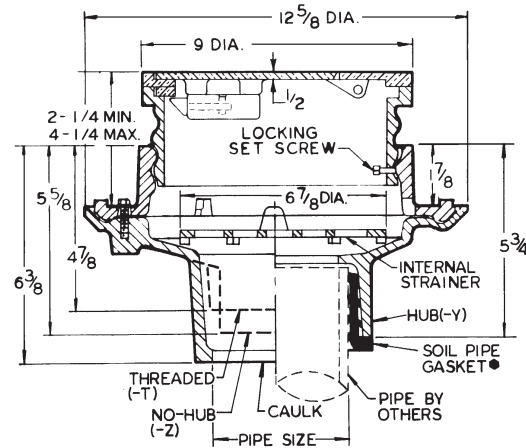
JOSAM 32100-AE-LC1-88 Series coated cast iron LEVELEZE® Floor Drain, two-piece body with double drainage flange, WEJLOC® non-puncturing flashing collar, weep-holes, bottom outlet, round satin Nikaloy hinged key-locking cover, adjustable collar and internal strainer.

Series 32100-AE-LC2-88 with Bronze Locking Cover

#### OPTIONS N/A:

-7, -11, -13, -13-1, -13-2, -15, -39, -44, -84

TYPE NO.	PIPE SIZE	LBS.
32102-AE-LC1-88	2	31
32103-AE-LC1-88	3	32
32104-AE-LC1-88	4	33



● CONFORMS WITH ASTM-C564.

FOR OUTLET TYPE, SPECIFY -T, -X, -Y or -Z.

## 32100-AE-TG SERIES with -AE LEVELEZE® Extension & -TG 9" Tractor Top

### APPLICATION

For use in heavy traffic areas, such as warehouses, for any type of floor construction where a small to medium flow of liquid is anticipated. LEVELEZE® adjustable collar permits accurate positioning of grate to meet finished floor level.

### SPECIFICATION

JOSAM 32100-AE-TG Series coated cast iron LEVELEZE® Floor Drain, two-piece body with double drainage flange, WEJLOC® non-puncturing flashing collar, weep-holes, bottom outlet, round top, adjustable collar with rolled thread and heavy-duty, deep-set tractor grate.

#### OPTIONS N/A:

-11, -13, -13-1, -13-2, -39, -44, -81, -84

32100-AE-TG

SLOT WIDTH 1/2"

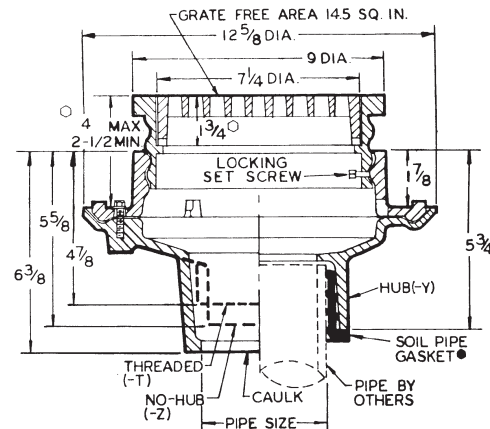
32100-AE-TG-1

SLOT WIDTH 7/16"

32100-AE-TG-2

SLOT WIDTH 7/16"

TYPE NO.	PIPE SIZE	LBS.
32102-AE-TG	2	33
32103-AE-TG	3	35
32104-AE-TG	4	37



● CONFORMS WITH ASTM-C564.

○ ADD 1/4" WHEN FURNISHED WITH NIKALOY OR BRONZE TOP.

FOR OUTLET TYPE, SPECIFY -T, -X, -Y or -Z.

## 32100-TG SERIES with -TG 9" Tractor Top

### APPLICATION

For use in heavy traffic areas such as garages and loading docks for any type of floor construction where a small to medium flow of liquid is anticipated.

### SPECIFICATION

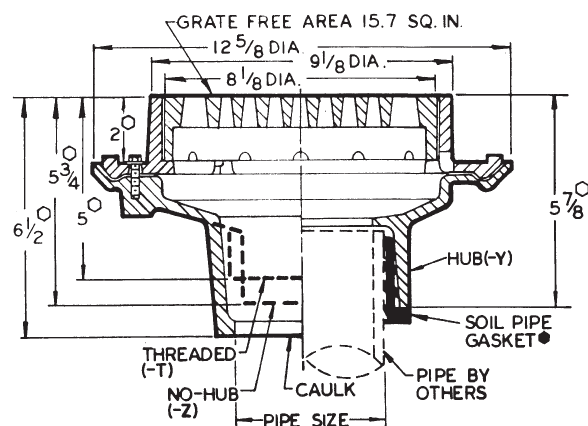
JOSAM 32100-TG Series coated cast iron Floor Drain, two-piece body with double drainage flange, WEJLOC® non-puncturing flashing collar, weep-holes, bottom outlet, round top and heavy-duty, loose-set tractor grate.

#### OPTIONS N/A:

-11, -13, -13-1, -13-2, -39, -81, -84,

SLOT WIDTH 3/8"

TYPE NO.	PIPE SIZE	LBS.
32102-TG	2	25
32103-TG	3	26
32104-TG	4	27



● CONFORMS WITH ASTM-C564.

○ ADD 1/4" WHEN FURNISHED WITH NIKALOY OR BRONZE TOP.

FOR OUTLET TYPE, SPECIFY -T, -X, -Y or -Z.

## 32150 SERIES

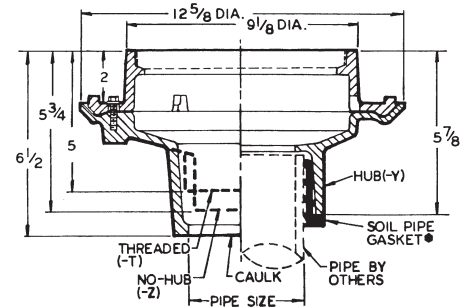
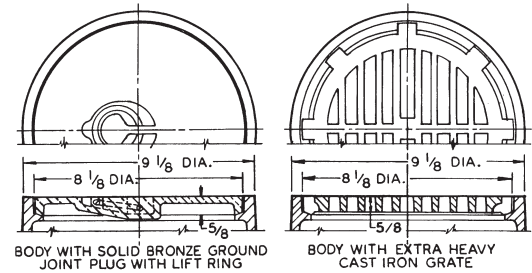
## SUPER-FLO® 9" BLOOD DRAIN

### APPLICATION

For use in heavy traffic areas such as packinghouse kill floors. One drain body is connected to the waste line and the other to the blood tank. During slaughtering, the SUPER-FLO® grate is placed in the drain connected to the blood tank and the waste line is plugged with the solid cover. The grate and cover are interchanged during wash down and clean up.

### SPECIFICATION

JOSAM 32150 Series coated cast iron Floor Drains with double drainage flanges, weepholes, bottom outlets, 9" round tops, one body furnished with a solid bronze plug, the other body furnished with an extra heavy-duty, anti-tilting, SUPER-FLO® grate with perimeter drainage slots.



- CONFORMS WITH ASTM-C564.
- △ WEIGHT INCLUDES BOTH DRAINS.

FOR OUTLET TYPE SPECIFY -T, -X, -Y or -Z

TYPE NO.	PIPE SIZE	LBS.
32152	2	38
32153	3	41
32154	4	43

### Available Options

-1 Satin Finish Nikaloy Top	<b>OUTLETS:</b>	-T Threaded Outlet
-2 Satin Finish Bronze Top		-X Inside Caulk Outlet
-7 Ductile Iron Grate		-Y Hub Outlet with Gasket
-44 Fixed Extension Collar, Cast Iron (Specify Hgt.), 3" Std.		-Z No-Hub Outlet
-44-92 Fixed Extension Collar, Galv. (Specify Hgt.), 3" Std.		
-92 Galvanized Cast Iron Parts		
-ARE Acid-Resisting Epoxy		

## 32160 SERIES

## DEEP BODY, 9" TRACTOR TOP

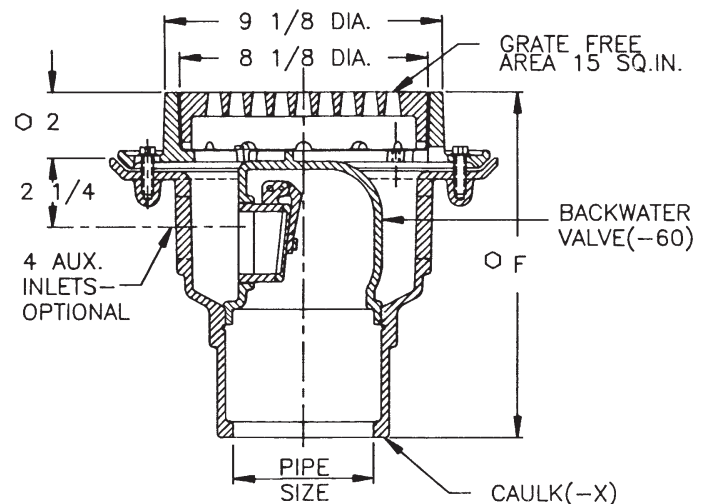
### APPLICATION

For use in heavy traffic areas such as garages and loading docks for any type of floor construction where a small to medium flow of liquid is anticipated. Deep drain body has provisions for side auxiliary inlets, which can be used to receive the waste from other fixtures or drains. The body will also accept a flapper type backwater valve for use in areas subject to backflow conditions.

### SPECIFICATION

JOSAM 32160 Series coated cast iron Floor Drain with double drainage flange, weepholes, bottom outlet, inside caulk connection, round top and heavy-duty, loose-set, tractor grate.

SLOT WIDTH 3/8"



- ADD 1/4" WHEN FURNISHED WITH NIKALOY OR BRONZE TOP.

FOR OUTLET TYPE SPECIFY -X

TYPE NO.	PIPE SIZE	F	LBS.
32163	3	10-7/8	48
32164	4	11-1/4	48

### Available Options

-7 Ductile Iron Grate	-53-92 2" Auxiliary Hub Inlet, Galv.
-12 Square Top, Cast Iron	-54-92 2" Auxiliary Spigot Inlet, Galvanized
-15 Chained Grate	
-19 C. I. Undergrate with Satin Finish Nikaloy Top	-60 Backwater Valve
-20 C. I. Undergrate with Satin Finish Bronze Top	▲ -62 "T" Handle Bronze Closure Plug
-44 Fixed Ext. Collar, CI, (Specify Hgt.), 3" Std.	▲ -71 Solid Cast Iron Bucket
-49 3/4" Primer Tap	▲ -81 Slotted Cast Iron Bucket
-50 1/2" Primer Tap	▲ -88 Supplementary Strainer
-51 1-1/2" Auxiliary Threaded Inlet	-92 Galvanized Cast Iron Parts
-52 2" Auxiliary Threaded Inlet	-ARE Acid-Resisting Epoxy
-53 2" Auxiliary Hub Inlet	-VP Secured Grate, Vandal-Proof Screws
-54 2" Auxiliary Spigot Inlet	<b>OUTLETS:</b>
	-66 No-Hub Side Outlet
	-X Inside Caulk Outlet

▲ Cannot be installed when Backwater Valve is ordered.

32200 SERIES

SHALLOW SUMP, SUPER-FLO® 12" TOP

**APPLICATION**

For use in medium traffic areas, such as car washes, for any type of floor construction where a medium to heavy flow of liquid is anticipated.

**SPECIFICATION**

JOSAM 32200 Series coated cast iron Floor Drain, shallow two-piece body with double drainage flange, WEJLOC® non-puncturing flashing clamp collar, weepholes, bottom outlet, round top, and medium-duty loose-set anti-tilting SUPER-FLO® grate with perimeter drainage slots.

- Available Options**
- ▼ -AE

LEVELEZE® Adjustable Ext.

▼ -81

Slotted Cast Iron Bucket

▼ -SD

Special-Duty Grate

-1

Satin Finish Nikaloy Top

-2

Satin Finish Bronze Top

-4

Secondary Flashing Clamp (use with -AE only)

-7

Ductile Iron Grate

-13

Dome Grate, Cast Iron

-13-1

Dome Grate, Nikaloy

-13-2

Dome Grate, Bronze

-15

Chained Grate

-ARE

Acid-Resisting Epoxy

-VP

Secured Grate, Vandal-Proof Screws

-44

Fixed Extension Collar, C.I. (Specify Hgt.), 2" Std.
- 44-92

Fixed Extension Collar, Galv. (Specify Hgt.), 2" Std.

-49

3/4" Primer Tap

-50

1/2" Primer Tap

-84

Stainless Steel Mesh Bucket Liner

-88

Supplementary Strainer

-92

Galvanized Cast Iron Parts
- OUTLETS:**

-66

No-Hub Side Outlet, 2" - 6"

-T

Threaded Outlet

-X

Inside Caulk Outlet

-Y

Hub Outlet with Gasket, 2" - 4"

-Z

No-Hub Outlet

32200

SLOT WIDTH 9/16"

32200-1

SLOT WIDTH 7/16"

32200-2

SLOT WIDTH 7/16"

WEJLOC FLASHING CLAMP COLLAR

GRATE FREE AREA 59 SQ. IN.

15 1/4 DIA.

12 5/8 DIA.

11 3/4 DIA.

2 7/8

3 3/4

5 1/8

5 3/8

7/8

THREADED(-T)

HUB(-Y)

SOIL PIPE GASKET

PIPE BY OTHERS

CAULK

PIPE SIZE

NO-HUB (-Z)

● CONFORMS WITH ASTM-C564.

● THIS DIM. IS 5-3/4" FOR 32208-T.

○ ADD 1/4" WHEN FURNISHED WITH NIKALOY OR BRONZE TOP.

FOR OUTLET TYPE SPECIFY -T, -X, -Y or -Z					
TYPE NO.	PIPE SIZE	LBS.	TYPE NO.	PIPE SIZE	LBS.
32202	2	48	32205	5	50
32203	3	48	32206	6	49
32204	4	48	32208	8	46

32200-81 SERIES

with -81 Slotted Cast Iron Bucket

**APPLICATION**

For use in medium traffic areas, such as car washes, for any type of floor construction where a medium to large flow of liquid is anticipated and a bucket is necessary to collect debris which may clog the waste line.

**SPECIFICATION**

JOSAM 32200-81 Series coated cast iron Floor Drain, shallow two-piece body with double drainage flange, WEJLOC® non-puncturing flashing clamp collar, weepholes, bottom outlet, round top and removable sediment bucket which supports a medium-duty loose-set anti-tilting SUPER-FLO® grate with perimeter drainage slots.

- OPTION N/A:**
- 4

32200-81

SLOT WIDTH 9/16"

32200-81-1

SLOT WIDTH 1/2"

32200-81-2

SLOT WIDTH 1/2"

WEJLOC FLASHING CLAMP COLLAR

GRATE FREE AREA 43.5 SQ. IN.

15 1/4 DIA.

12 5/8 DIA.

11 3/4 DIA.

2 7/8

3 3/4

5 1/8

5 3/8

7/8

THREADED(-T)

HUB(-Y)

SOIL PIPE GASKET

PIPE BY OTHERS

CAULK

PIPE SIZE

NO-HUB (-Z)

● CONFORMS WITH ASTM-C564.

● THIS DIM. IS 5-3/4" FOR 32208-81-T.

○ ADD 1/4" WHEN FURNISHED WITH NIKALOY OR BRONZE TOP.

FOR OUTLET TYPE SPECIFY -T, -X, -Y or -Z					
TYPE NO.	PIPE SIZE	LBS.	TYPE NO.	PIPE SIZE	LBS.
32202-81	2	53	32205-81	5	55
32203-81	3	53	32206-81	6	54
32204-81	4	53	32208-81	8	51

## 32200-AE SERIES

## with -AE LEVELEZE® Extension

### APPLICATION

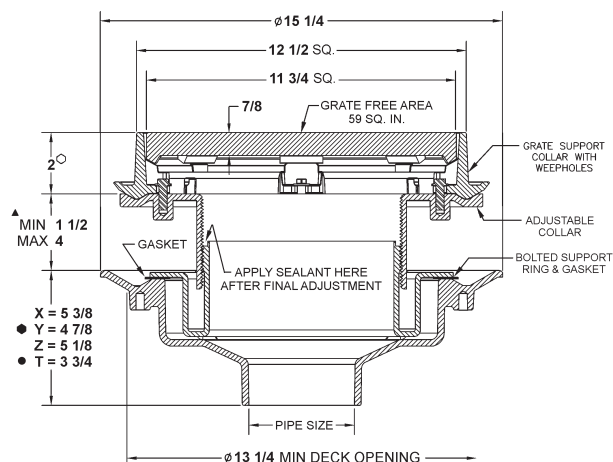
For use in medium traffic areas for any type of floor construction where a medium to heavy flow of liquid is anticipated, such as a car or truck wash. LEVELEZE® adjustable collar permits accurate positioning of grate to meet finished floor level.

### SPECIFICATION

JOSAM 32200-AE Series coated cast iron LEVELEZE® Floor Drain with round top, grate support collar with double drainage flange and weepholes, bottom outlet, adjustable collar, bolted support ring, large sump body, and medium-duty, loose-set, anti-tilting, SUPER-FLO® grate with perimeter drainage slots.

OPTION N/A:  
-84

32200-AE SLOT WIDTH 9/16"  
32200-AE-1 SLOT WIDTH 7/16"  
32200-AE-2 SLOT WIDTH 7/16"



- CONFORMS WITH ASTM-C564.
- THIS DIM. IS 5-3/4" FOR 32208-AE-T.
- ▲ WITH -4 SECONDARY FLASHING CLAMP 2-1/4" MIN. 4-1/4" MAX.
- ADD 1/4" WHEN FURNISHED WITH NIKALOY OR BRONZE TOP.

FOR OUTLET TYPE SPECIFY -T, -X, -Y or -Z

TYPE NO.	PIPE SIZE	LBS.	TYPE NO.	PIPE SIZE	LBS.
32202-AE	2	74	32205-AE	5	76
32203-AE	3	74	32206-AE	6	75
32204-AE	4	74	32208-AE	8	72

## 32200-AE-81 SERIES with -AE LEVELEZE® Ext. & -81 Slotted Cast Iron Bucket

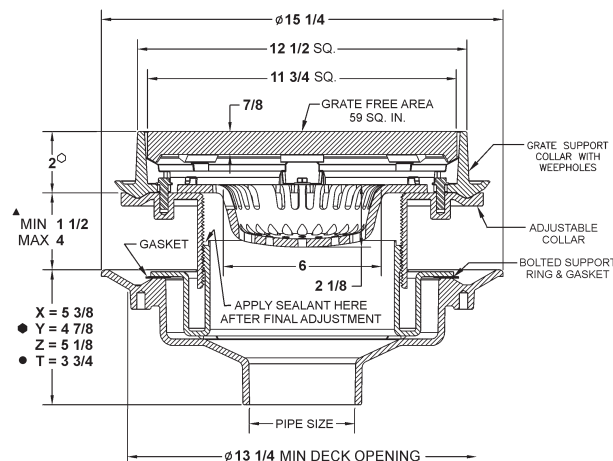
### APPLICATION

For use in medium traffic areas for any type of floor construction where a medium to large flow of liquid is anticipated and a bucket is necessary to collect debris which may clog the waste line, such as a car or truck wash. LEVELEZE® adjustable collar permits accurate positioning of grate to meet finished floor level.

### SPECIFICATION

JOSAM 32200-AE-81 Series coated cast iron LEVELEZE® Floor Drain with round top, grate support collar with double drainage flange and weepholes, bottom outlet, adjustable collar, bolted support ring, large sump body, and removable sediment bucket which supports a medium-duty, loose-set, anti-tilting, SUPER-FLO® grate with perimeter drainage slots.

32200-AE-81 SLOT WIDTH 9/16"  
32200-AE-81-1 SLOT WIDTH 7/16"  
32200-AE-81-2 SLOT WIDTH 7/16"



- CONFORMS WITH ASTM-C564.
- THIS DIM. IS 5-3/4" FOR 32208-AE-81-T.
- ▲ WITH -4 SECONDARY FLASHING CLAMP 2-1/4" MIN. 4-1/4" MAX.
- ADD 1/4" WHEN FURNISHED WITH NIKALOY OR BRONZE TOP.

FOR OUTLET TYPE SPECIFY -T, -X, -Y or -Z

TYPE NO.	PIPE SIZE	LBS.	TYPE NO.	PIPE SIZE	LBS.
32202-AE-81	2	80	32205-AE-81	5	82
32203-AE-81	3	80	32206-AE-81	6	81
32204-AE-81	4	80	32208-AE-81	8	78

32200-AE-SD SERIESwith -AE LEVELEZE® Ext. & -SD Special-Duty Grate

APPLICATION

For use in extra heavy traffic areas such as industrial plants and warehouses with heavy forklifts, for any type of floor construction where a medium to large flow of liquid is anticipated. LEVELEZE® adjustable collar permits accurate positioning of grate to meet finished floor level.

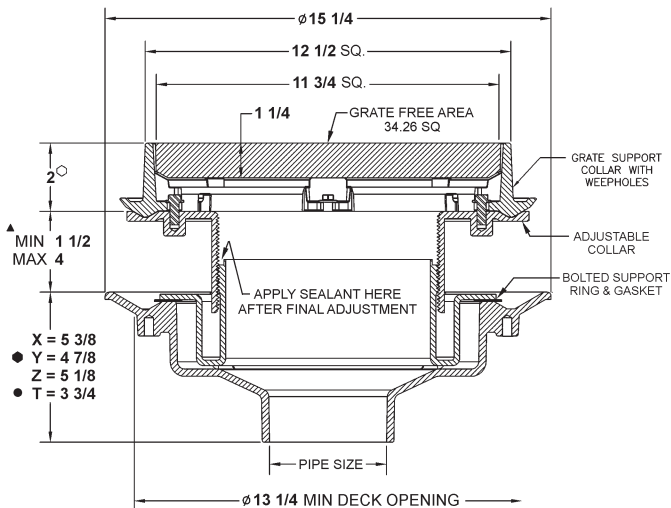
SPECIFICATION

JOSAM 32200-AE-SD Series coated cast iron LEVELEZE® Floor Drain with round top, grate support collar with double drainage flange and weepholes, adjustable collar, bolted support ring, large sump body, bottom outlet and loose-set, special-duty grate.

OPTIONS N/A:  
-7, -13, -13-1, -13-2

32200-AE-SD  
32200-AE-SD-1  
32200-AE-SD-2

SLOT WIDTH 1/2"  
SLOT WIDTH 1/4"  
SLOT WIDTH 1/4"



● CONFORMS WITH ASTM-C564.  
● THIS DIM. IS 5-3/4" FOR 32208-AE-SD-T.  
▲ WITH -4 SECONDARY FLASHING CLAMP 2-1/4" MIN. 4-1/4" MAX.  
○ ADD 1/4" WHEN FURNISHED WITH NIKALOY OR BRONZE TOP.

FOR OUTLET TYPE SPECIFY -T, -X, -Y or -Z					
TYPE NO.	PIPE SIZE	LBS.	TYPE NO.	PIPE SIZE	LBS.
32202-AE-SD	2	87	32205-AE-SD	5	89
32203-AE-SD	3	87	32206-AE-SD	6	88
32204-AE-SD	4	87	32208-AE-SD	8	85

32200-SD SERIESwith -SD Special-Duty Grate

APPLICATION

For use in extra heavy traffic areas such as military vehicle garages and loading docks for any type of floor construction where a medium flow of liquid is anticipated.

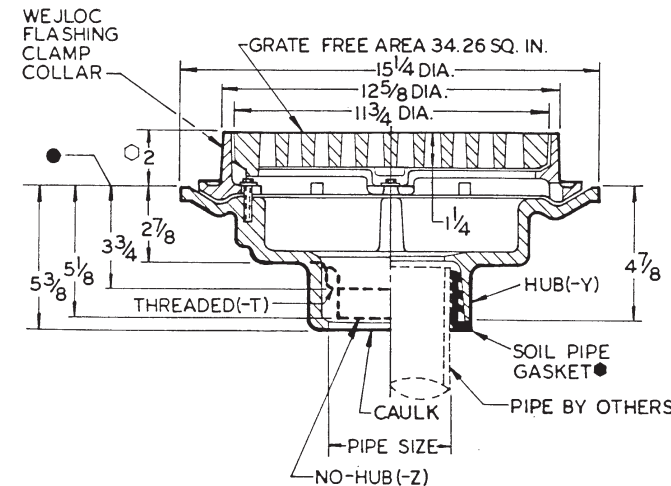
SPECIFICATION

JOSAM 32200-SD Series coated cast iron Floor Drain, shallow two-piece body with double drainage flange, WEJLOC® non-puncturing flashing clamp collar, weepholes, bottom outlet, round top and special-duty, loose-set grate.

OPTIONS N/A:  
-4, -7, -13, -13-1, -13-2

32200-SD  
32200-SD-1  
32200-SD-2


SLOT WIDTH 1/2"  
SLOT WIDTH 1/4"  
SLOT WIDTH 1/4"



● CONFORMS WITH ASTM-C564.  
● THIS DIM. IS 5-3/4" FOR 32208-SD-T.  
○ ADD 1/4" WHEN FURNISHED WITH NIKALOY OR BRONZE TOP.

FOR OUTLET TYPE SPECIFY -T, -X, -Y or -Z					
TYPE NO.	PIPE SIZE	LBS.	TYPE NO.	PIPE SIZE	LBS.
32202-SD	2	61	32205-SD	5	63
32203-SD	3	61	32206-SD	6	62
32204-SD	4	61	32208-SD	8	59

130

 **WARNING:** Cancer and Reproductive Harm - [www.p65warnings.ca.gov](http://www.p65warnings.ca.gov)



## 32300 SERIES

## MEDIUM SUMP, SUPER-FLO® 12" TOP

### APPLICATION

For use in medium traffic areas, such as truck washes, for any type of floor construction where a medium to heavy flow of liquid is anticipated. The deeper sump ensures rapid drainage.

### SPECIFICATION

JOSAM 32300 Series coated cast iron Floor Drain, medium-deep two-piece body with double drainage flange, WEJLOC® non-puncturing flashing clamp collar, weepholes, bottom outlet, round top and medium-duty loose-set anti-tilting SUPER-FLO® grate with perimeter drainage slots.

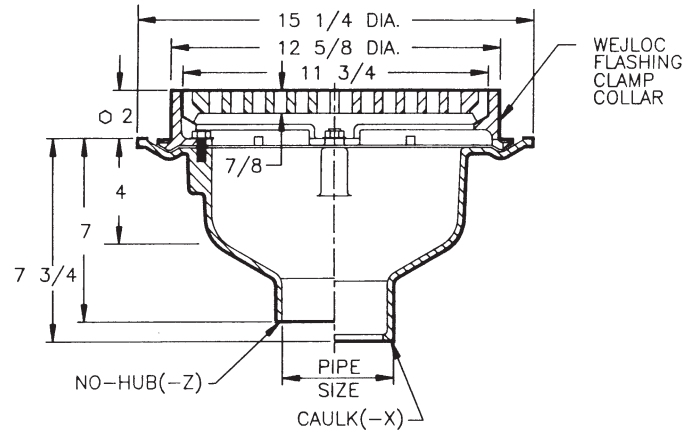
### Available Options

▼ -81	Slotted Cast Iron Bucket	-44-92	Fixed Extension Collar, Galv. (Specify Hgt.), 2" Std.
-SD	Special-Duty Grate	-49	3/4" Primer Tap
-1	Satin Finish Nikaloy Top	-50	1/2" Primer Tap
-2	Satin Finish Bronze Top	-84	Stainless Steel Mesh Bucket Liner
-7	Ductile Iron Grate	-88	Supplementary Strainer
-13	Dome Grate, Cast Iron	-92	Galvanized Cast Iron Parts
-13-1	Dome Grate, Nikaloy		
-13-2	Dome Grate, Bronze		
-15	Chained Grate		
-ARE	Acid-Resisting Epoxy		
-VP	Secured Grate, Vandal-Proof Screws		
-44	Fixed Extension Collar, Cast Iron (Specify Hgt.), 2" Std.		

#### OUTLETS:

-66	No-Hub Side Outlet, 2" - 6"
-X	Inside Caulk Outlet
-Z	No-Hub Outlet

32300	SLOT WIDTH 9/16"
32300-1	SLOT WIDTH 7/16"
32300-2	SLOT WIDTH 7/16"



⊕ ADD 1/4" WHEN FURNISHED WITH NIKALOY OR BRONZE TOP.

FOR OUTLET TYPE SPECIFY -X or -Z

TYPE NO.	PIPE SIZE	FREE AREA	LBS.	TYPE NO.	PIPE SIZE	FREE AREA	LBS.
32302	2	59	58	32305	5	59	61
32303	3	59	59	32306	6	59	62
32304	4	59	60	32308	8	59	64

## 32300-81 SERIES

## with -81 Slotted Cast Iron Bucket

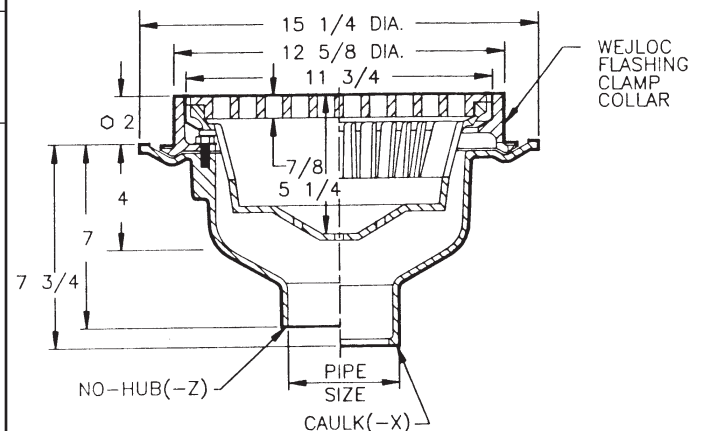
### APPLICATION

For use in medium traffic areas, such as truck washes, for any type of floor construction where a medium to large flow of liquid is anticipated and a bucket is necessary to collect debris which may clog the waste line.

### SPECIFICATION

JOSAM 32300-81 Series coated cast iron Floor Drain, medium-deep two-piece body with double drainage flange, WEJLOC® non-puncturing flashing clamp collar, weepholes, bottom outlet, round top and removable sediment bucket which supports a medium-duty loose-set anti-tilting SUPER-FLO® grate with perimeter drainage slots.

32300-81	SLOT WIDTH 9/16"
32300-81-1	SLOT WIDTH 1/2"
32300-81-2	SLOT WIDTH 1/2"



⊕ ADD 1/4" WHEN FURNISHED WITH NIKALOY OR BRONZE TOP.

FOR OUTLET TYPE SPECIFY -X or -Z

TYPE NO.	PIPE SIZE	FREE AREA	LBS.	TYPE NO.	PIPE SIZE	FREE AREA	LBS.
32302-81	2	43.5	69	32305-81	5	43.5	72
32303-81	3	43.5	70	32306-81	6	43.5	73
32304-81	4	43.5	71	32308-81	8	43.5	75



32330 SERIES DEEP SUMP, SUPER-FLO® 12" TOP WITH BUCKET

**APPLICATION**

For use in medium traffic areas, such as bottling plants, for any type of floor construction where a heavy flow of liquid is anticipated and a deep bucket is necessary to collect a considerable amount of debris which may clog the waste line.

**SPECIFICATION**

JOSAM 32330 Series coated cast iron Floor Drain, deep two-piece body with double drainage flange, WEJLOC® non-puncturing flashing clamp collar, weepholes, bottom outlet, round top and removable sediment bucket which supports a medium-duty loose-set anti-tilting SUPER-FLO® grate with perimeter slots.

**Available Options**

▼-SD	Special-Duty Grate	-49	3/4" Primer Tap
-15	Chained Grate	-50	1/2" Primer Tap
-VP	Secured Grate, Vandal-Proof Screws	-70	Less Bucket (32330-SD Only)
-19	C.I. Undergrate with Satin Finish Nikaloy Top	-84	Stainless Steel Mesh Bucket Liner
-20	C.I. Undergrate with Satin Finish Bronze Top	-88	Supplementary Strainer
-44	Fixed Extension Collar, C.I. (Specify Hgt.) on 32330-SD Only, 1" Std.	-92	Galv. Cast Iron Parts
-44-92	Fixed Extension Collar, Galv. (Specify Hgt.) on 32330-SD Only, 1" Std.		

**OUTLETS:**

-66	No-Hub Side Outlet, 2"-6"
-X	Inside Caulk Outlet
-Z	No-Hub Outlet

32330      SLOT WIDTH 9/16"  
32330-19      SLOT WIDTH 1/2"  
32330-20      SLOT WIDTH 1/2"

○ ADD 1/4" WHEN FURNISHED WITH NIKALOY OR BRONZE TOP.

FOR OUTLET TYPE SPECIFY -X or -Z					
TYPE NO.	PIPE SIZE	LBS.	TYPE NO.	PIPE SIZE	LBS.
32332	2	86	32335	5	89
32333	3	87	32336	6	90
32334	4	88	32338	8	92

32330-SD SERIES with -SD Special-Duty Grate

**APPLICATION**

For use in heavy traffic areas such as truck garages and loading docks for any type of floor construction where a medium flow of liquid is anticipated. The deep sump assures rapid drainage and accommodates a large capacity bucket to collect debris.

**SPECIFICATION**

JOSAM 32330-SD Series coated cast iron Floor Drain with double drainage flange, WEJLOC® non-puncturing flashing clamp collar, weepholes, bottom outlet, round top, removable sediment bucket and special-duty, loose-set grate.

32330-SD      SLOT WIDTH 1/2"  
32330-SD-19      SLOT WIDTH 1/4"  
32330-SD-20      SLOT WIDTH 1/4"

○ ADD 1/4" WHEN FURNISHED WITH NIKALOY OR BRONZE TOP.

FOR OUTLET TYPE SPECIFY -X or -Z		
TYPE NO.	PIPE SIZE	LBS.
32332-SD	2	65
32333-SD	3	65
32334-SD	4	65

## 34710 SERIES

## 15" EXTRA HEAVY-DUTY TOP

### APPLICATION

For use in extra heavy traffic areas, such as parking decks, industrial plants or loading docks, for any type of floor construction where a heavy flow of liquid is anticipated.

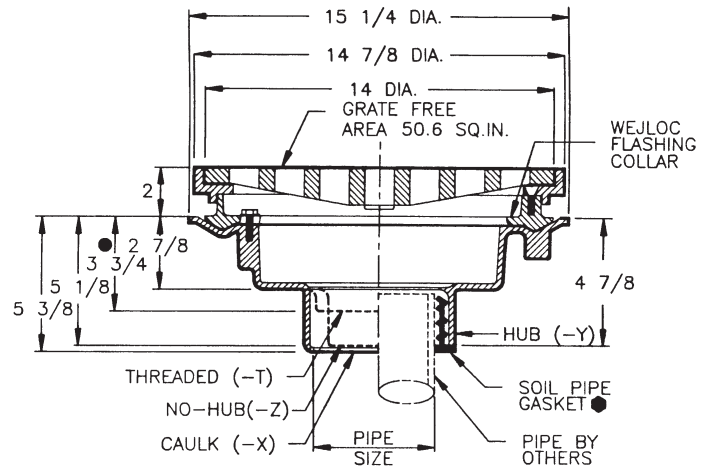
### SPECIFICATION

JOSAM 34710 Series coated cast iron Floor Drain with two-piece body, WEJLOC® non-puncturing flashing clamp collar, double drainage flange, weepholes, bottom outlet, round top, extra heavy-duty, loose-set grate.

### Available Options

- |   |                                |
|---|--------------------------------|
| -AE LEVELEZE® Adjustable Extension                | -50 1/2" Primer Tap            |
| -7 Ductile Iron Grate                             | -88 Supplementary Strainer     |
| -15 Chained Grate                                 | -92 Galvanized Cast Iron Parts |
| -VP Secured Grate, Vandal-Proof Screws            | -ARE Acid-Resisting Epoxy      |
| -19 C.I. Undergrate with Satin Finish Nikaloy Top | <b>OUTLETS:</b>                |
| -20 C.I. Undergrate with Satin Finish Bronze Top  | -T Threaded Outlet             |
| -49 3/4" Primer Tap                               | -X Inside Caulk Outlet         |
|   | -Y Hub Outlet with Gasket, 4"  |
|   | -Z No-Hub Outlet               |

1-1/16" SQ. HOLES.



- CONFORMS WITH ASTM-C564.
- THIS DIM. IS 5-3/4" FOR 34718-T.

FOR OUTLET TYPE SPECIFY -T, -X, -Y or -Z

TYPE NO.	PIPE SIZE	LBS.
34714	4	73
34715	5	73
34716	6	74
34718	8	76

## 34720 SERIES

## 15" EXTRA HEAVY-DUTY TOP WITH BUCKET

### APPLICATION

For use in extra heavy traffic areas, such as industrial plants or loading docks, for any type of floor construction where a heavy flow of liquid is anticipated and a bucket is necessary to collect debris which may clog the waste line.

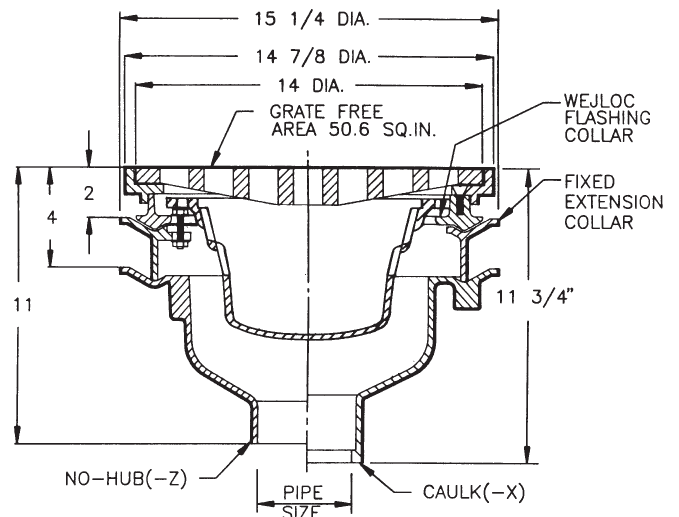
### SPECIFICATION

JOSAM 34720 Series coated cast iron Floor Drain with two-piece body, double drainage flange, WEJLOC® non-puncturing flashing clamp collar, weepholes, bottom outlet, round top, removable sediment bucket, loose-set extra heavy-duty grate.

### Available Options

- |   |                                       |
|---|---------------------------------------|
| -7 Ductile Iron Grate                             | -50 1/2" Primer Tap                   |
| -15 Chained Grate                                 | -84 Stainless Steel Mesh Bucket Liner |
| -VP Secured Grate, Vandal-Proof Screws            | -88 Supplementary Strainer            |
| -19 C.I. Undergrate with Satin Finish Nikaloy Top | -92 Galvanized Cast Iron Parts        |
| -20 C.I. Undergrate with Satin Finish Bronze Top  | <b>OUTLETS:</b>                       |
| -49 3/4" Primer Tap                               | -66 No-Hub Side Outlet                |
|   | -X Inside Caulk Outlet                |
|   | -Z No-Hub Outlet                      |

1-1/16" SQ. HOLES.



FOR OUTLET TYPE SPECIFY X or -Z

TYPE NO.	PIPE SIZE	LBS.
34723	3	80
34724	4	81
34725	5	82
34726	6	83

34920 SERIES

NON-CLOG 21" ROUND TOP WITH BUCKET

APPLICATION

For use in medium traffic areas, such as storage rooms, for any type of floor construction where a heavy flow of liquid is anticipated and a deep bucket is necessary to collect a considerable amount of debris which may clog the waste line. Design permits drainage even though bucket is filled. To ensure proper usage, grate cannot be replaced without bucket.

SPECIFICATION

JOSAM 34920 Series coated cast iron Floor Drain with double drainage flange, weep-holes, bottom outlet, round top and removable sediment bucket designed so that extra heavy-duty NON-CLOG grate cannot be replaced unless bucket is in position.

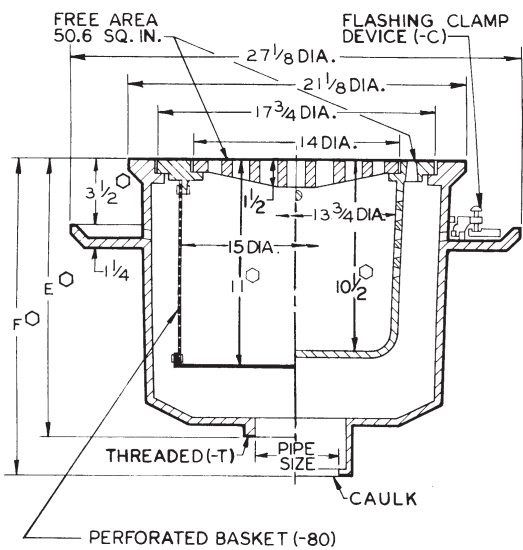
Available Options

-12	Square Top	-49	3/4" Primer Tap
-12-1	Square Top, Nikaloy	-50	1/2" Primer Tap
-12-2	Square Top, Bronze	-80	Perforated Stainless Steel Basket
-15	Chained Grate	-84	Stainless Steel Mesh Bucket Liner
-VP	Secured Grate, Vandal-Proof Screws	-92	Galvanized Cast Iron Parts
-19	C.I. Undergrate with Satin Finish Nikaloy Top		
-20	C.I. Undergrate with Satin Finish Bronze Top		
-C	Bolted Flashing Clamp Device		

OUTLETS:

-66	No-Hub Side Outlet, 3" - 6"
-T	Threaded Outlet
-X	Inside Caulk Outlet

1-1/16" SQ. HOLES.



○ ADD 1/4" WHEN FURNISHED WITH NIKALOY OR BRONZE TOP.

FOR OUTLET TYPE SPECIFY -T or -X

TYPE NO.	PIPE SIZE	E	F	LBS.
34923	3	14-3/4	16-7/8	253
34924	4	14-3/4	16-3/4	253
34925	5	15	16-7/8	253
34926	6	15	17-3/4	253
34928	8	15-1/4	17-3/4	253

35100 SERIES

8" SQUARE TOP

APPLICATION

For use in heavy traffic areas, such as warehouses and storage rooms, for any type of floor construction where a square top complements construction or floor finish and where a small to medium flow of liquid is anticipated.

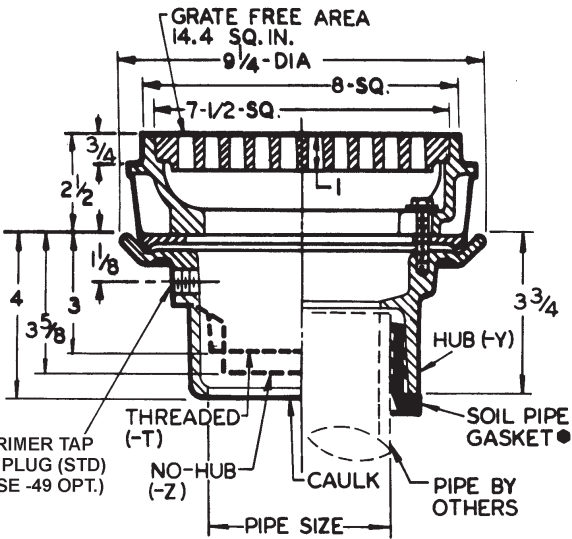
SPECIFICATION

JOSAM 35100 Series coated cast iron Floor Drain, two-piece body with double drainage flange and 1/2" primer tap with plug, WEJLOC® non-puncturing flashing collar, weepholes, bottom outlet, square top and heavy-duty, loose-set grate.

Available Options

-1	Satin Finish Nikaloy Top	OUTLETS:	
-2	Satin Finish Bronze Top	-TSO	Threaded Side Outlet
-7	Ductile Iron Grate	-T	Threaded Outlet
-15	Chained Grate	-X	Inside Caulk Outlet
-49	3/4" Primer Tap	-Y	Hub Outlet with Gasket
	1/2" Primer Tap, Std.	-Z	No-Hub Outlet
-92	Galvanized Cast Iron Parts		
-ARE	Acid-Resisting Epoxy		

SLOT WIDTH 3/8"



● CONFORMS WITH ASTM-C564.

FOR OUTLET TYPE SPECIFY -T, -X, -Y or -Z

TYPE NO.	PIPE SIZE	LBS.
35102	2	36
35103	3	36
35104	4	36

## 35130 SERIES

## 9" TOP WITH BUCKET

### APPLICATION

For use in medium traffic areas, such as equipment or storage rooms, for any type of floor construction where a square top complements construction or floor finish and where a small to medium flow of liquid is anticipated. The bucket collects debris, which may clog the waste line.

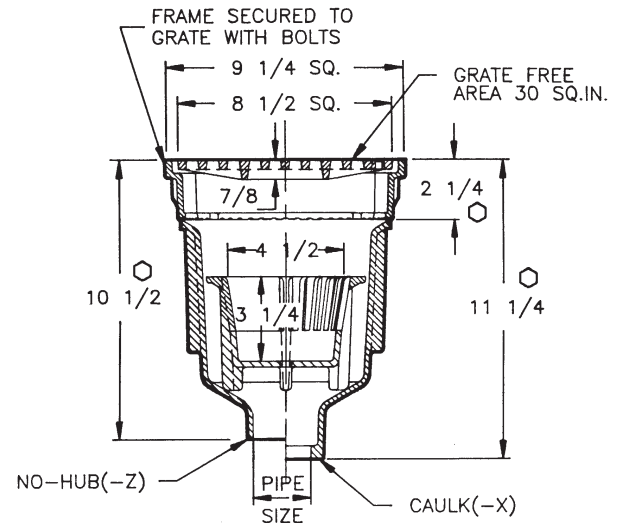
### SPECIFICATION

JOSAM 35130 Series coated cast iron Floor Drain with two-piece body, flashing flange, seepage slots, bottom outlet, medium-duty secured grate and removable sediment bucket. Top frame serves as clamp ring.

### Available Options

-1	Satin Finish Nikaloy Top	-70	Less Bucket
-2	Satin Finish Bronze Top	-84	Stainless Steel
▼ -14-1	Hinged Top, Satin Finish Nikaloy		Mesh Bucket Liner
-14-2	Hinged Top, Satin Finish Bronze	-92	Galvanized Cast Iron Parts
		-ARE	Acid-Resisting Epoxy
<b>OUTLETS:</b>			
-15	Chained Grate	-66	No-Hub Side Outlet
-VP	Secured Grate, Vandal-Proof Screws	-X	Inside Caulk Outlet
-49	3/4" Primer Tap	-Z	No-Hub Outlet
-50	1/2" Primer Tap		

SLOT WIDTH 3/8"



○ ADD 1/4" WHEN FURNISHED WITH NIKALOY OR BRONZE TOP.

FOR OUTLET TYPE SPECIFY -X or -Z

TYPE NO.	PIPE SIZE	LBS.
35132	2	47
35133	3	47
35134	4	47

## 35130-14-1 SERIES

## with -14-1 Satin Finish Nikaloy Hinged Top

### APPLICATION

For use in medium traffic areas, such as equipment and storage rooms, for any type of floor construction where a square top complements construction or floor finish and where a small to medium flow of liquid is anticipated. Hinged grate provides easy accessibility to the bucket and the drain line. The bucket collects debris, which may clog the waste line.

### SPECIFICATION

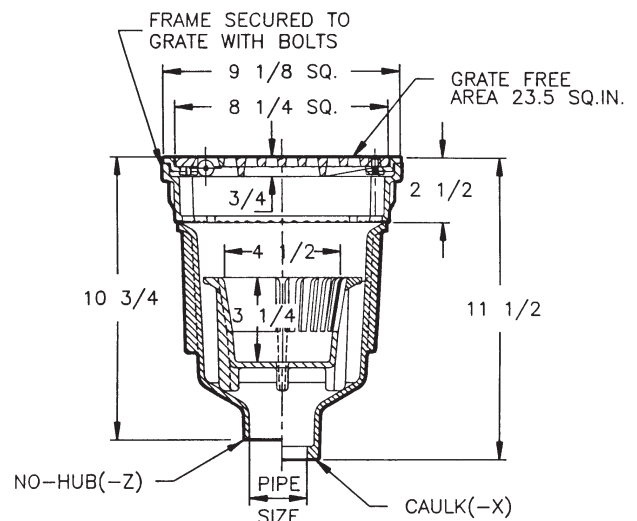
JOSAM 35130-14-1 Series coated cast iron Floor Drain with two-piece body, flashing flange, seepage slots, bottom outlet, Nikaloy square top, medium-duty hinged grate and removable sediment bucket. Top frame serves as clamp ring.

Series 35130-14-2 with Satin Finish Bronze Hinged Top

OPTION N/A:

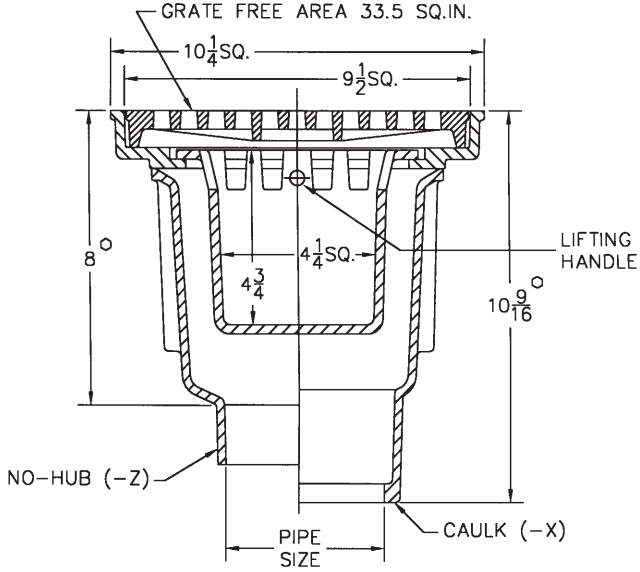
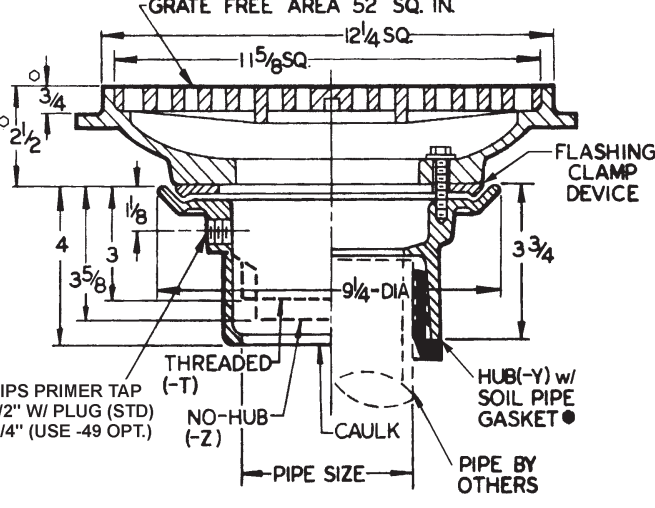
-15

SLOT WIDTH 3/8"



FOR OUTLET TYPE SPECIFY -X or -Z

TYPE NO.	PIPE SIZE	LBS.
35132-14-1	2	47
35133-14-1	3	47
35134-14-1	4	47

35170 SERIES		10" TRACTOR TOP WITH BUCKET													
<b>APPLICATION</b> For use in medium traffic areas such as parking garages for any type of floor construction where a square top complements construction or floor finish and a medium sump is needed to handle a moderate flow of liquid. The bucket protects the drain line from debris, and the deep-set tractor grate will not flip out under high-speed traffic.		35170    SLOT WIDTH 7/16" 35170-1    SLOT WIDTH 1/4" 35170-2    SLOT WIDTH 1/4"													
<b>SPECIFICATION</b> JOSAM 35170 Series coated cast iron Floor Drain, bottom outlet, square top, medium-duty, loose-set tractor grate and removable bucket.															
<b>Available Options</b> <div><div><div>-1    Satin Finish Nikaloy Top</div><div>-2    Satin Finish Bronze Top</div><div>-15    Chained Grate</div><div>-VP    Secured Grate, Vandal-Proof Screws</div><div>-49    3/4" Primer Tap</div><div>-50    1/2" Primer Tap</div><div>-70    Less Bucket</div><div>-84    Stainless Steel Mesh Bucket Liner</div><div>-88    Supplementary Strainer</div><div>-92    Galvanized Cast Iron Parts</div></div><div><b>OUTLETS:</b><div>-X    Inside Caulk Outlet</div><div>-Z    No-Hub Outlet</div></div></div>		<p>⊕ ADD 1/4" WHEN FURNISHED WITH NIKALOY OR BRONZE TOP.</p> <p>FOR OUTLET TYPE SPECIFY -X or -Z</p> <table><tr><th>TYPE NO.</th><th>PIPE SIZE</th><th>LBS.</th></tr><tr><td>35173</td><td>3</td><td>44</td></tr><tr><td>35174</td><td>4</td><td>44</td></tr></table>		TYPE NO.	PIPE SIZE	LBS.	35173	3	44	35174	4	44			
TYPE NO.	PIPE SIZE	LBS.													
35173	3	44													
35174	4	44													
37800 SERIES		SHALLOW SUMP, 12" HEAVY-DUTY TOP													
<b>APPLICATION</b> For use in medium traffic areas, such as decks and storage rooms, for any type of floor construction where a square top complements construction or floor finish and a medium flow of liquid is anticipated.		SLOT WIDTH 3/8"													
<b>SPECIFICATION</b> JOSAM 37800 Series coated cast iron Floor Drain with flashing flange, and 1/2" primer tap with plug, shallow body, WEJLOC® non-puncturing flashing collar, weep-holes, bottom outlet, square top and heavy-duty, loose-set grate.															
<b>Available Options</b> <div><div><div>-7    Ductile Iron Grate</div><div>-14    Hinged Grate</div><div>-VP    Secured Grate, Vandal-Proof Screws</div><div>-18    Hinged Grate with Latching Device</div><div>-19    C.I. Undergrate with Satin Finish Nikaloy Top</div><div>-20    C.I. Undergrate with Satin Finish Bronze Top</div><div>-49    3/4" Primer Tap</div><div>-92    Galvanized Cast Iron Parts</div></div><div><b>OUTLETS:</b><div>-66    No-Hub Side Outlet</div><div>-T    Threaded Outlet</div><div>-X    Inside Caulk Outlet</div><div>-Y    Hub Outlet with Gasket</div><div>-Z    No-Hub Outlet</div></div></div>		<p>● CONFORMS WITH ASTM-C564.</p> <p>⊕ ADD 1/4" WHEN FURNISHED WITH NIKALOY OR BRONZE TOP.</p> <p>FOR OUTLET TYPE SPECIFY -T, -X, -Y or -Z</p> <table><tr><th>TYPE NO.</th><th>PIPE SIZE</th><th>LBS.</th></tr><tr><td>37802</td><td>2</td><td>58</td></tr><tr><td>37803</td><td>3</td><td>58</td></tr><tr><td>37804</td><td>4</td><td>58</td></tr></table>		TYPE NO.	PIPE SIZE	LBS.	37802	2	58	37803	3	58	37804	4	58
TYPE NO.	PIPE SIZE	LBS.													
37802	2	58													
37803	3	58													
37804	4	58													

## 37810 SERIES

## MEDIUM SUMP, 12" HEAVY-DUTY TOP

### APPLICATION

For use in medium traffic areas such as parking decks or industrial plants for any type of floor construction where a square top complements construction or floor finish. Also, where a moderate to heavy flow of liquid is anticipated and a bucket is desired to protect the drain line from debris.

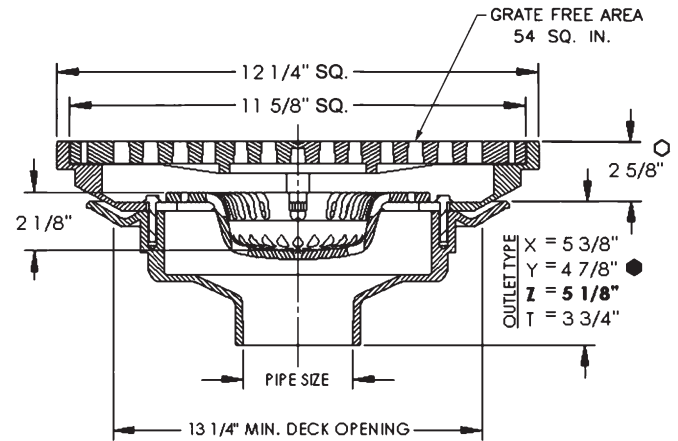
### SPECIFICATION

JOSAM 37810 Series coated cast iron Floor Drain, two-piece medium-deep body with double drainage flange, WEJLOC® non-puncturing flashing collar, weepholes, bottom outlet, square top, heavy-duty, loose-set grate and removable sediment bucket.

### Available Options

-AE	LEVELEZE® Adjustable Ext.	-70	Less Bucket
-4	Secondary Flashing Clamp (Use with -AE only)	-84	Stainless Steel Mesh Bucket Liner
-7	Ductile Iron Grate	-88	Supplementary Strainer
-14	Hinged Grate	-92	Galvanized Cast Iron Parts
-VP	Secured Grate, Vandal-Proof Screws	-ARE	Acid-Resisting Epoxy
<b>OUTLETS:</b>			
-18	Hinged Grate with Latching Device	-66	No-Hub Side Outlet
-19	C.I. Undergrate with Satin Finish Nikaloy Top	-T	Threaded Outlet
-20	C.I. Undergrate with Satin Finish Bronze Top	-X	Inside Caulk Outlet
-49	3/4" Primer Tap	-Y	Hub Outlet with Gasket, 2"-4"
-50	1/2" Primer Tap	-Z	No-Hub Outlet

SLOT WIDTH 3/8"



● CONFORMS WITH ASTM-C564.

○ ADD 1/4" WHEN FURNISHED WITH NIKALOY OR BRONZE TOP.

FOR OUTLET TYPE SPECIFY -T, -X, -Y or -Z

TYPE NO.	PIPE SIZE	LBS.	TYPE NO.	PIPE SIZE	LBS.
37812	2	56	37815	5	56
37813	3	56	37816	6	56
37814	4	56			

## 37820 SERIES

## DEEP SUMP, 12" HEAVY-DUTY TOP & BUCKET

### APPLICATION

For use in medium traffic areas such as parking decks or industrial plants for any type of floor construction where a square top complements construction or floor finish. Also, where a moderate to heavy flow of liquid is anticipated and a bucket is desired to protect the drain line from debris. The deep sump assures rapid drainage.

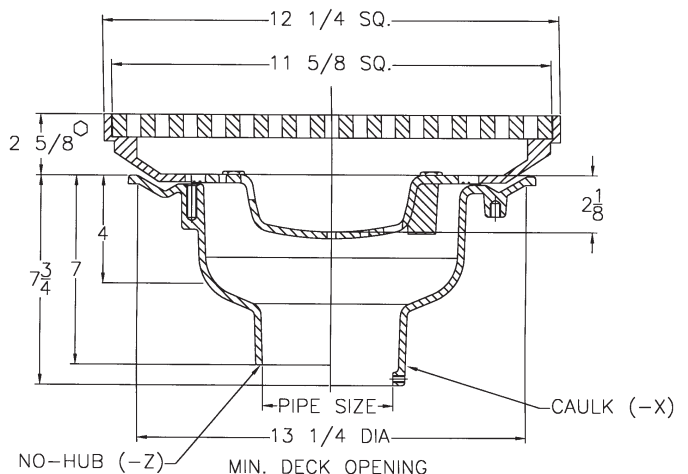
### SPECIFICATION

JOSAM 37820 Series coated cast iron Floor Drain, two-piece deep body with double drainage flange, WEJLOC® non-puncturing flashing collar, weepholes, bottom outlet, square top, heavy-duty, loose-set grate and removable sediment bucket.

### Available Options

-AE	LEVELEZE® Adjustable Ext.	-49	3/4" Primer Tap
-4	Secondary Flashing Clamp (Use with -AE only)	-50	1/2" Primer Tap
-7	Ductile Iron Grate	-70	Less Bucket
-14	Hinged Grate	-84	Stainless Steel Mesh Bucket Liner
-VP	Secured Grate, Vandal-Proof Screws	-88	Supplementary Strainer
-18	Hinged Grate with Latching Device	-92	Galvanized Cast Iron Parts
-19	C.I. Undergrate with Satin Finish Nikaloy Top	-ARE	Acid-Resisting Epoxy
-20	C.I. Undergrate with Satin Finish Bronze Top	<b>OUTLETS:</b>	
		-66	No-Hub Side Outlet, 2"-6"
		-X	Inside Caulk Outlet
		-Z	No-Hub Outlet

SLOT WIDTH 3/8"



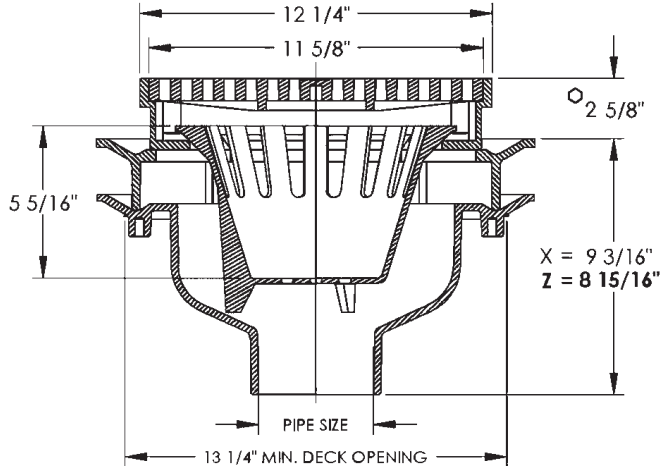
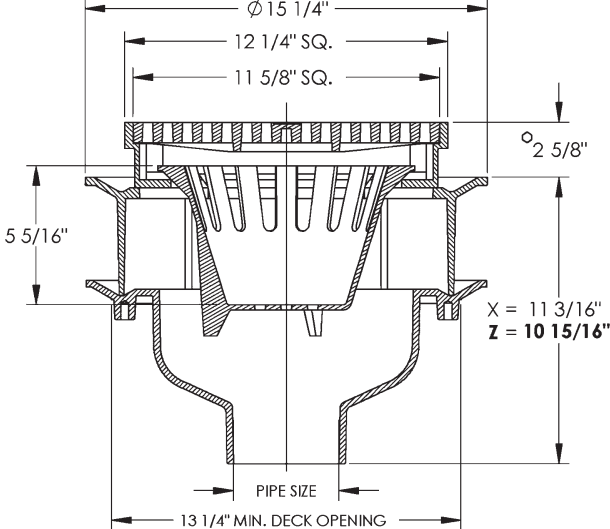
GRATE FREE AREA 54 SQ. IN.

○ ADD 1/4" WHEN FURNISHED WITH NIKALOY OR BRONZE TOP.

FOR OUTLET TYPE SPECIFY -X or -Z

TYPE NO.	PIPE SIZE	LBS.	TYPE NO.	PIPE SIZE	LBS.
37822	2	56	37825	5	63
37823	3	58	37826	6	65
37824	4	60	37828	8	67



37830 SERIES      EXTRA-DEEP SUMP, 12" HEAVY-DUTY TOP, LATCHING GRATE																							
<b>APPLICATION</b> For use in medium traffic areas, such as industrial plants or boiler rooms, for any type of floor construction where a square top complements construction or floor finish and a large sump is needed to handle a moderate flow of liquid. The bucket protects the drain line from large amounts of debris, and the latching hinged grate permits easy access for bucket removal.		<b>SLOT WIDTH 3/8"</b> 																					
<b>SPECIFICATION</b> JOSAM 37830 Series coated cast iron Floor Drain with double drainage flange, seepage slots, bottom outlet, square top, heavy-duty, hinged latching grate and removable sediment bucket.																							
<b>Available Options</b>																							
<div><div><div>-7 Ductile Iron Grate</div><div>-19 Satin Finish Nikaloy Top</div><div>-20 Satin Finish Bronze Top</div><div>-21 Loose-Set Grate</div><div>-22 Less Latching Device</div><div>-49 3/4" Primer Tap</div><div>-50 1/2" Primer Tap</div><div>-69 Lift Handle for Sediment Bucket</div><div>-84 Stainless Steel Mesh Bucket Liner</div><div>-92 Galvanized Cast Iron Parts</div></div><div><b>OUTLETS:</b><div>-66 No-Hub Side Outlet</div><div>-X Inside Caulk Outlet</div><div>-Z No-Hub Outlet</div></div></div>																							
		<p>GRATE FREE AREA 54 SQ. IN. ○ ADD 1/4" WHEN FURNISHED WITH NIKALOY OR BRONZE TOP.</p> <p>FOR OUTLET TYPE SPECIFY -X or -Z</p> <table><tr><th>TYPE NO.</th><th>PIPE SIZE</th><th>LBS.</th></tr><tr><td>37832</td><td>2</td><td>73</td></tr><tr><td>37833</td><td>3</td><td>74</td></tr><tr><td>37834</td><td>4</td><td>74</td></tr><tr><td>37835</td><td>5</td><td>74</td></tr><tr><td>37836</td><td>6</td><td>74</td></tr></table>	TYPE NO.	PIPE SIZE	LBS.	37832	2	73	37833	3	74	37834	4	74	37835	5	74	37836	6	74			
TYPE NO.	PIPE SIZE	LBS.																					
37832	2	73																					
37833	3	74																					
37834	4	74																					
37835	5	74																					
37836	6	74																					
37840 SERIES      EXTRA-DEEP SUMP, 12" HEAVY-DUTY TOP																							
<b>APPLICATION</b> For use in medium traffic areas such as boiler rooms for any type of floor construction where a square top complements construction or floor finish and where a medium to large flow of liquid is anticipated. The bucket collects debris, which may clog the waste line.		<b>SLOT WIDTH 3/8"</b> 																					
<b>SPECIFICATION</b> JOSAM 37840 Series coated cast iron Floor Drain with double drainage flange, seepage slots, bottom outlet, square top, heavy-duty secured grate and removable sediment bucket. Top frame serves as clamp ring.																							
<b>Available Options</b>																							
<div><div><div>-7 Ductile Iron Grate</div><div>-14 Hinged Grate</div><div>-VP Secured Grate, Vandal-Proof Screws</div><div>-19 C.I. Undergrate with Satin Finish Nikaloy Top</div><div>-20 C.I. Undergrate with Satin Finish Bronze Top</div><div>-49 3/4" Primer Tap</div><div>-50 1/2" Primer Tap</div><div>-70 Less Bucket</div><div>-84 Stainless Steel Mesh Bucket Liner</div><div>-88 Supplementary Strainer</div><div>-92 Galvanized Cast Iron Parts</div></div><div><b>OUTLETS:</b><div>-66 No-Hub Side Outlet, 2"-6"</div><div>-X Inside Caulk Outlet</div><div>-Z No-Hub Outlet</div></div></div>																							
		<p>GRATE FREE AREA 54 SQ. IN. ○ ADD 1/4" WHEN FURNISHED WITH NIKALOY OR BRONZE TOP.</p> <p>FOR OUTLET TYPE SPECIFY -X or -Z</p> <table><tr><th>TYPE NO.</th><th>PIPE SIZE</th><th>LBS.</th></tr><tr><td>37842</td><td>2</td><td>75</td></tr><tr><td>37843</td><td>3</td><td>75</td></tr><tr><td>37844</td><td>4</td><td>75</td></tr><tr><td>37845</td><td>5</td><td>75</td></tr><tr><td>37846</td><td>6</td><td>75</td></tr><tr><td>37848</td><td>8</td><td>75</td></tr></table>	TYPE NO.	PIPE SIZE	LBS.	37842	2	75	37843	3	75	37844	4	75	37845	5	75	37846	6	75	37848	8	75
TYPE NO.	PIPE SIZE	LBS.																					
37842	2	75																					
37843	3	75																					
37844	4	75																					
37845	5	75																					
37846	6	75																					
37848	8	75																					

FLOOR DRAINS

## 37900 SERIES

## 14" PACKING HOUSE TYPE

### APPLICATION

For use in heavy traffic areas, such as packing houses or commercial parking decks for any type of floor construction where a medium to large flow of liquid is anticipated and a bucket is necessary to collect debris which may clog the waste line. LEVELEZE® adjustable collar permits accurate positioning of grate to meet finished floor level.

### SPECIFICATION

JOSAM 37900 Series coated cast iron LEVELEZE® Floor Drain with square grate set in square secured frame, grate support collar with double drainage flange and weep-holes, bottom outlet, adjustable collar, support ring, large sump body, removable sediment bucket and heavy-duty ductile iron grate.

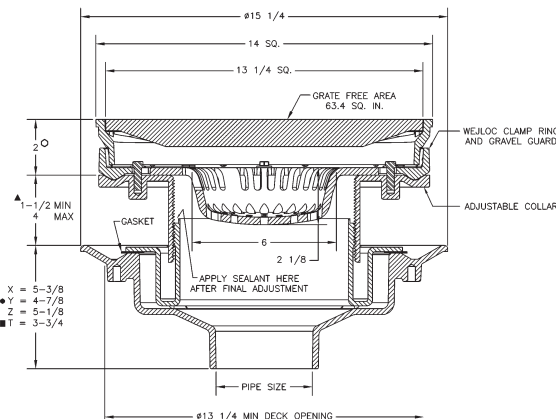
### Available Options

- 4 Secondary Flashing Clamp
- 15 Chained Grate
- VP Secured Grate, Vandal-Proof Screws
- 19 Heavy-Duty Ductile Iron Undergrate w/Satin Finish Nikaloy Top
- 20 Heavy-Duty Ductile Iron Undergrate w/Satin Finish Bronze Top
- 70 Less Bucket
- 84 Stainless Steel Mesh Bucket Liner
- 88 Supplementary Strainer
- 92 Galvanized Cast Iron Parts

#### OUTLETS:

- T Threaded Outlet
- X Inside Caulk Outlet
- Y Hub Outlet, 2"-4"
- Z No-Hub Outlet

- 37900 SLOT WIDTH 5/16"
- 37900-19 SLOT WIDTH 1/4"
- 37900-20 SLOT WIDTH 1/4"



- CONFORMS WITH ASTM-C564.
- THIS DIM. IS 5-3/4" ON 37908-T.
- ▲ WITH -4 SECONDARY FLASHING CLAMP 2-1/4" MIN. 4-1/4" MAX.
- ADD 1/4" WHEN FURNISHED WITH NIKALOY OR BRONZE TOP.

FOR OUTLET TYPE SPECIFY -T, -X, -Y or -Z

TYPE NO.	PIPE SIZE	LBS.
37902	2	82
37903	3	82
37904	4	81
37905	5	81
37906	6	80
37908	8	80

## 37960 SERIES

## SUPER-FLO® 16" TOP

### APPLICATION

For use in medium traffic areas, such as industrial plants or boiler rooms, for any type of floor construction where a square top complements construction or floor finish and a large sump is needed to handle a heavy flow of liquid. The secondary flat strainer protects the drain line from debris.

### SPECIFICATION

JOSAM 37960 Series coated cast iron Floor Drain with double drainage flange, weepholes, bottom outlet, inside caulk connection, square top, square medium-duty, loose-set, SUPER-FLO® grate and secondary strainer.

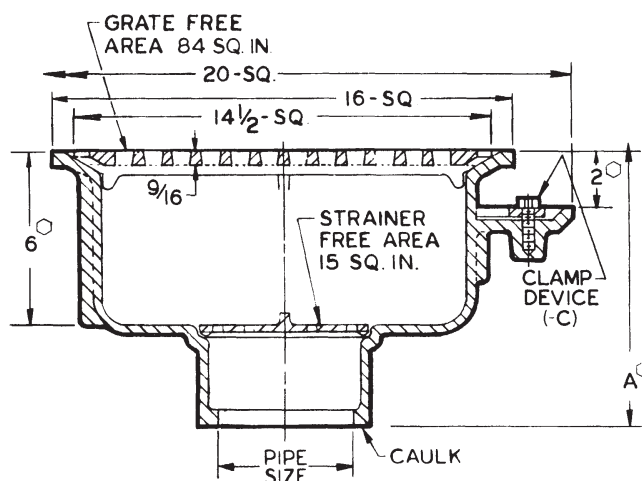
### Available Options

- 1 Satin Finish Nikaloy Top
- 2 Satin Finish Bronze Top
- 7 Ductile Iron Grate
- LG Less Grate, Cast Iron
- LG-1 Less Grate, Nikaloy
- LG-2 Less Grate, Bronze
- 11 Extra Heavy-Duty Grate
- 15 Chained Grate
- LF Less Double Drainage Flange
- C Bolted Flashing Clamp Device
- 49 3/4" Primer Tap
- 50 1/2" Primer Tap
- 81 Slotted Cast Iron Bucket
- 84 Stainless Steel Mesh Bucket Liner
- 92 Galvanized Cast Iron Parts
- 92-LF Galvanized Cast Iron Parts, Less Double Drainage Flange
- 92-LG-LF Galvanized Cast Iron Parts, Less Grate and Flange
- ARE Acid-Resisting Epoxy (See 49400 Series)

#### OUTLET:

- X Inside Caulk Outlet

- 37960 SLOT WIDTH 9/16"
- 37960-1 SLOT WIDTH 1/2"
- 37960-2 SLOT WIDTH 1/2"



- ▲ 2" SIZE FURNISHED W/CAULK RING.
- ADD 1/4" WHEN FURNISHED WITH NIKALOY OR BRONZE TOP.

FOR OUTLET TYPE SPECIFY -X

TYPE NO.	PIPE SIZE	A	LBS.	LESS FLANGE	LBS.
37962	2▲	9-1/4	94	37962-LF	85
37963	3	9-1/4	96	37963-LF	86
37964	4	9-1/2	97	37964-LF	87
37965	5	9-7/8	98	37965-LF	88
37966	6	9-7/8	100	37966-LF	90

38040 SERIES

APPLICATION

For use in moderate traffic areas, such as boiler rooms on or below grade where a deep seal trap protects against sewer gas and vermin and a floor level cleanout facilitates access to the drain line should blockage occur. The shallow side outlet roughs in where limited space is available. A flapper type backwater valve is optional for areas where backflow is anticipated.

SPECIFICATION

JOSAM 38040 Series coated cast iron combination Floor Drain and integral deep seal trap, side outlet spigot connection, round top, medium-duty, loose-set, SUPER-FLO® grate and cleanout protected by a tractor cover.

Available Options

-1 Satin Finish Nikaloy Top

-2 Satin Finish Bronze Top

-7 Ductile Iron Grate

-11 Extra-Heavy Grate, Cast Iron

-15 Chained Grate

-VP Secured Grate, Vandal-Proof Screws

-49 3/4" Primer Tap

-50 1/2" Primer Tap

-51 1-1/2" Auxiliary Threaded Inlet

-52 2" Auxiliary Threaded Inlet

-60 Backwater Valve

-81 Slotted Cast Iron Bucket

-81-92 Slotted Cast Iron Bucket, Galvanized

-84 Stainless Steel Mesh Bucket Liner

-88 Supplementary Strainer

-92 Galvanized Cast Iron Parts

OUTLET:

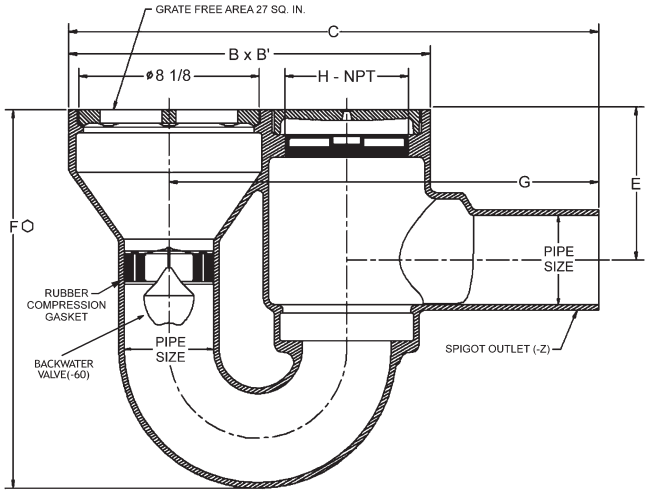
-Z No-Hub Outlet

ROUND TOP & CLEANOUT

38040 SLOT WIDTH 3/8"

38040-1 SLOT WIDTH 3/16"

38040-2 SLOT WIDTH 3/16"



⊕ ADD 1/4" WHEN FURNISHED WITH NIKALOY OR BRONZE TOP.

▲ NOTE: THE 38043 USES A 38044 BODY WITH A 4 X 3 REDUCING COUPLING.

FOR OUTLET TYPE SPECIFY -Z

TYPE NO.	PIPE SIZE	B x B'	C	E	F	G	H	J	LBS.
38042	2	14-1/8 x 9	21-1/8	5-3/4	13-1/2	16-5/8	4	4-1/2	63
38043	3▲	16-1/4 x 9	23-7/8	6-3/4	17	19-3/8	5	4	67
38044	4	16-1/4 x 9	23-7/8	6-3/4	17	19-3/8	5	4	70

38250A SERIES

APPLICATION

For use in moderate traffic areas, such as basement storage rooms or any areas on or below grade where a deep seal trap protects against sewer gas and vermin and a floor level cleanout facilitates access to the drain line should blockage occur. The ball type backwater valve protects against backflow and the shallow side outlet roughs in where limited space is available.

SPECIFICATION

JOSAM 38250A Series coated cast iron combination Floor Drain and integral deep seal trap, side outlet spigot connection, round top, medium-duty, loose-set grate, flush-with-floor cleanout and ball type backwater valve.

Available Options

-1 Satin Finish Nikaloy Top

-2 Satin Finish Bronze Top

-15 Chained Grate

-VP Secured Grate, Vandal-Proof Screws

-61 Less Backwater Valve

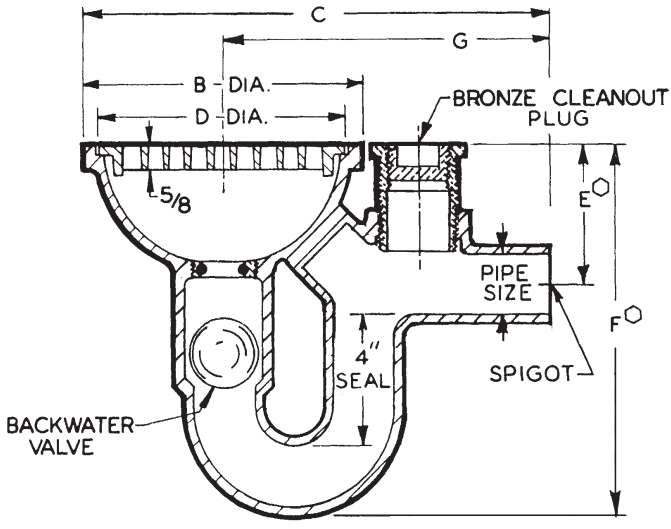
-92 Galvanized Cast Iron Parts

OUTLET:

-Z No-Hub Outlet

ROUND TOP WITH CLEANOUT & BWV

SLOT WIDTH 7/16"




⊕ ADD 1/4" WHEN FURNISHED WITH NIKALOY OR BRONZE TOP, TYPES 38252A & 38253A.

ADD 1/2" WHEN FURNISHED WITH NIKALOY OR BRONZE TOP, TYPE 38254A.

FOR OUTLET TYPE SPECIFY -Z

TYPE NO.	PIPE SIZE	B	C	D	E	F	G	FREE AREA	LBS.
38252A	2	9	15	8	4-1/2	11-7/8	10-1/2	17.7	19
38253A	3	10	18	9	3-7/8	12-3/4	13	18.3	37
38254A	4	12-1/4	21	11	5-3/8	15-5/8	15	29.4	56

140

 **WARNING:** Cancer and Reproductive Harm - [www.p65warnings.ca.gov](http://www.p65warnings.ca.gov)

## 38420 SERIES

## NON-CLOG WITH CLEANOUT & BUCKET

### APPLICATION

For use in medium traffic areas such as bottling plants, on or below grade where a deep seal trap protects against sewer gas and vermin and a floor level cleanout facilitates access to the drain line should blockage occur. The shallow side outlet roughs in where limited space is available and the large capacity bucket protects the drain line from debris. A flapper type backwater valve is optional for areas where backflow is anticipated.

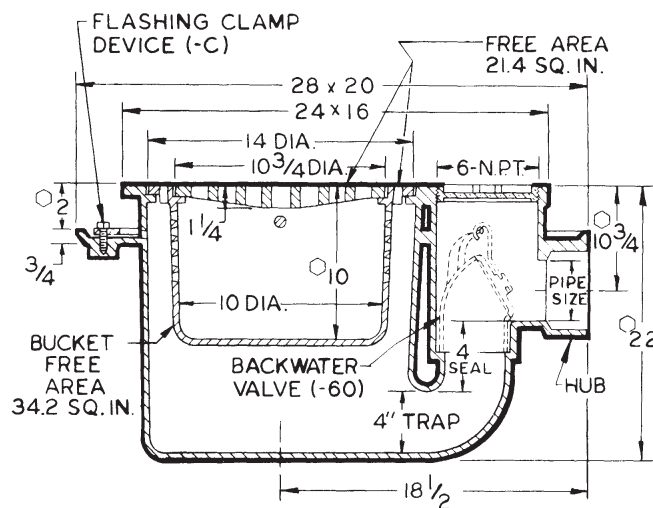
### SPECIFICATION

JOSAM 38420 Series coated cast iron combination Floor Drain and integral deep seal trap with double drainage flange, weepholes, side outlet hub connection, round top, flush-with-floor cleanout and removable sediment bucket with integral auxiliary drainage rim designed so that medium-duty loose-set, NON-CLOG grate cannot be replaced unless bucket is in position.

### Available Options

- ▼ -IGS Internal Gas Seal, 4" Size Only
- 1 Satin Finish Nikaloy Top
- 2 Satin Finish Bronze Top
- 15 Chained Grate
- VP Secured Grate, Vandal-Proof Screws
- C Bolted Flashing Clamp Device
- 60 Backwater Valve
- 84 Stainless Steel Mesh Bucket Liner
- 92 Galvanized Cast Iron Parts

SLOT WIDTH 1/2"



○ ADD 1/4" WHEN FURNISHED WITH NIKALOY OR BRONZE TOP.

TYPE NO.	PIPE SIZE	LBS.
38423	3	270
38424	4	270

## 38420-IGS SERIES

## with -IGS Internal Gas Seal

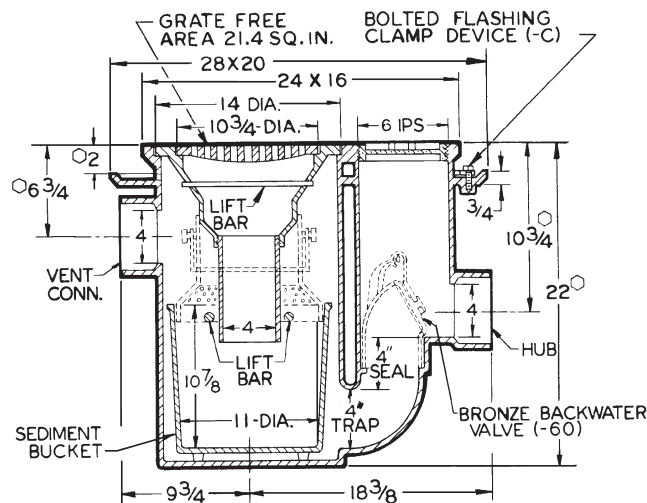
### APPLICATION

For use in heavy traffic areas such as commercial garages and hangars where volatile liquids that could create an explosion or fire may be present. The integral deep seal trap, created by the funnel and solid bucket prevent gases from entering an occupied area. The vent expels gases before they can accumulate on top of liquid in the bucket. The flush-with-floor cleanout allows access to the drain line. A flapper type backwater valve is optional for areas where backflow is anticipated.

### SPECIFICATION

JOSAM 38420-IGS Series coated cast iron combination extra deep Floor Drain and integral deep seal trap with double drainage flange, weepholes, side outlet and hub vent connection, round top, flush-with-floor cleanout, removable sediment bucket, funnel shaped internal seal with integral rim designed so that heavy-duty grate cannot be replaced unless funnel is in position.

SLOT WIDTH 1/2"



○ ADD 1/4" WHEN FURNISHED WITH NIKALOY OR BRONZE TOP.

TYPE NO.	PIPE SIZE	LBS.
38424-IGS	4	307

38620-40 SERIES

13" X 11" TOP, DEEP SEAL TRAP & CLEANOUT

APPLICATION

For use in extra heavy traffic areas, such as garages and loading docks. The hinged rectangular grate permits easy access for fast and frequent removal of sediment bucket and ensures that the grate cannot be removed from the drain site. Deep seal P trap with flush-floor cleanout provides direct access to the drain.

SPECIFICATION

JOSAM 38620-40 Series coated cast iron combination Floor Drain and deep seal trap, side outlet threaded connection, 12-7/8" x 10-7/8" top, flush-with-floor cleanout, removable medium-deep sediment bucket, and heavy-duty hinged grate.

Available Options

-1

Satin Finish Nikaloy Top

-2

Satin Finish Bronze Top

-7

Ductile Iron Grate

-VP

Secured Grate, Vandal-Proof Screws

-33

Galvanized Bucket Only

-49

3/4" Primer Tap

-50

1/2" Primer Tap

-60

Backwater Valve

-70

Less Bucket

-84

Stainless Steel Mesh Bucket Liner

-92

Galvanized Cast Iron Parts

SLOT WIDTH 9/16"

TYPE NO.	PIPE SIZE	C x C'	E	F	G	M	N	LBS.
38623-40	3	19-1/2 x 10-7/8	7-1/8	17	14-1/4	5	5	88
38624-40	4	20-1/2 x 10-7/8	6-5/8	18	15-3/8	5	6	99

38640 SERIES

13" X 11" TOP WITH BUCKET & SIDE OUTLET

APPLICATION

For use in extra heavy traffic areas, such as garages and loading docks. The hinged rectangular grate permits easy access for fast and frequent removal of sediment bucket and ensures that the grate cannot be removed from the drain site.

SPECIFICATION

JOSAM 38640 Series coated cast iron Floor Drain with side outlet hub connection, 12-7/8" x 10-7/8" top, removable sediment bucket and extra heavy-duty hinged grate.

Available Options

-1

Satin Finish Nikaloy Top

-2

Satin Finish Bronze Top

-7

Ductile Iron Grate

-VP

Secured Grate, Vandal-Proof Screws

-70

Less Bucket

-84

Stainless Steel Mesh Bucket Liner

-92

Galvanized Cast Iron Parts

SLOT WIDTH 9/16"

TYPE NO.	PIPE SIZE	E	F	G	LBS.
38642	2	7	8-3/4	8	58
38643	3	6-1/2	8-7/8	8-1/4	58
38644	4	6	8-7/8	8-5/8	58



## 38820 SERIES

## 15" X 13" TOP, TRACTOR GRATE

### APPLICATION

For use in medium traffic areas such as parking garages for any type of floor construction where a rectangular top complements construction or floor finish and a medium sump is needed to handle a moderate flow of liquid. The bucket protects the drain line from large amounts of debris, and the deep-set tractor grate will not flip out under high-speed traffic.

### SPECIFICATION

JOSAM 38820 Series coated cast iron Floor Drain with flashing flange, bottom outlet, 15" x 13-1/8" top, removable deep sediment bucket and medium-duty loose-set tractor grate. Top frame serves as clamp ring.

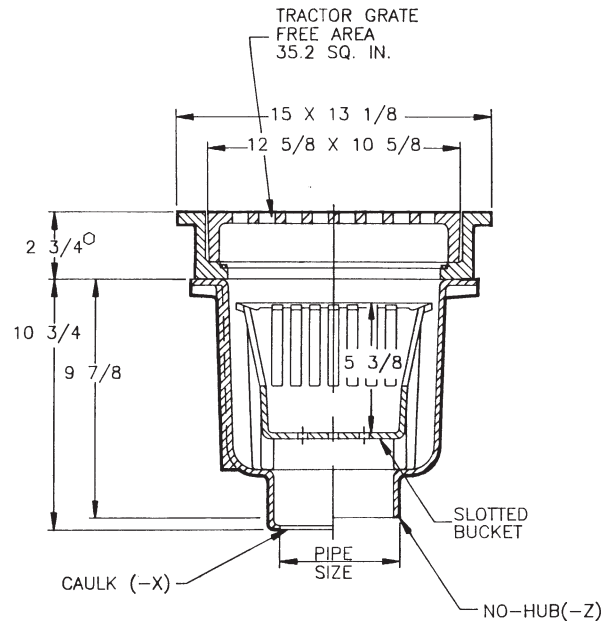
### Available Options

- 1 Satin Finish Nikaloy Top
- 2 Satin Finish Bronze Top
- 7 Ductile Iron Grate
- 15 Chained Grate
- 49 3/4" Primer Tap
- 50 1/2" Primer Tap
- 74 Aluminum Bucket
- 84 Stainless Steel Mesh Bucket Liner
- 92 Galvanized Cast Iron Parts

#### OUTLETS:

- 66 No-Hub Side Outlet
- X Inside Caulk Outlet
- Z No-Hub Spigot Outlet

SLOT WIDTH 5/8"



⊕ ADD 1/4" WHEN FURNISHED WITH NIKALOY OR BRONZE TOP.

FOR OUTLET TYPE SPECIFY -X or -Z

TYPE NO.	PIPE SIZE	E	F	LBS.
38823	3	10-3/8	12-1/8	117
38824	4	10-1/2	12-3/8	117

## 38830 SERIES

## 13-3/4" X 14-1/8" TOP, BUCKET & INTERNAL TRAP

### APPLICATION

For use in extra heavy traffic areas, such as garages and loading docks. The hinged rectangular grate permits easy access for fast and frequent removal of sediment bucket and ensures that the grate cannot be removed from the drain site. Internal bronze cleanout provides direct access to the drain line.

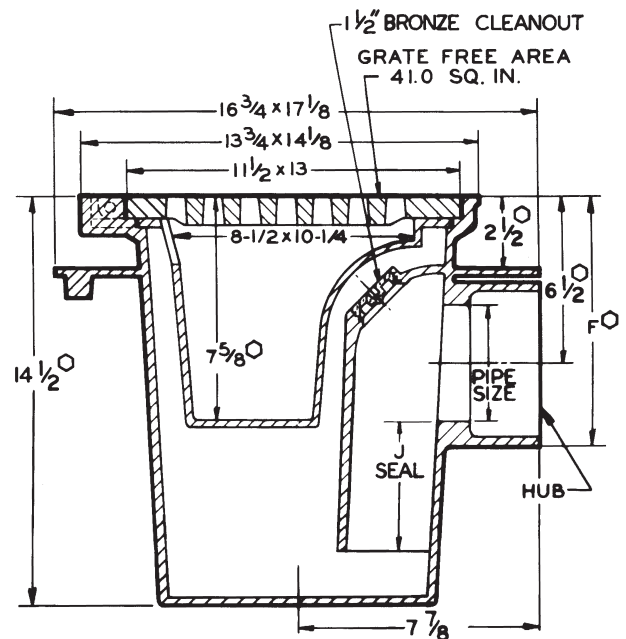
### SPECIFICATION

JOSAM 38830 Series coated cast iron combination Floor Drain and integral deep seal trap with double drainage flange, weepholes, side outlet hub connection, 13-3/4" x 14-1/8" top, heavy-duty hinged grate, removable deep sediment bucket and internal bronze cleanout.

### Available Options

- 1 Satin Finish Nikaloy Top
- 2 Satin Finish Bronze Top
- 7 Ductile Iron Grate
- VP Secured Grate, Vandal-Proof Screws
- 49 3/4" Primer Tap
- 50 1/2" Primer Tap
- 84 Stainless Steel Mesh Bucket Liner
- 92 Galvanized Cast Iron Parts

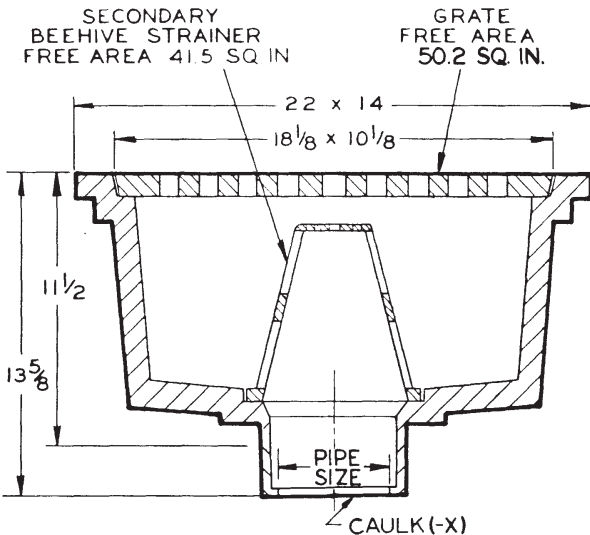
SLOT WIDTH 5/8"

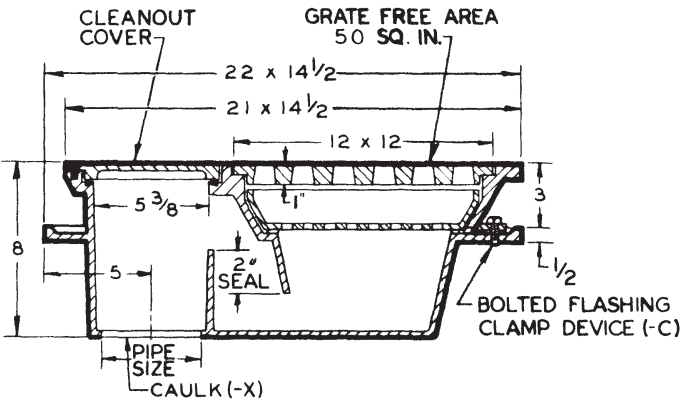


⊕ ADD 1/4" WHEN FURNISHED WITH NIKALOY OR BRONZE TOP.

TYPE NO.	PIPE SIZE	F	J	LBS.
38833	3	8-7/8	5	115
38834	4	9-3/8	4-1/2	125



38850 SERIES		22" X 14" TOP, INTERNAL DOME STRAINER																
<b>APPLICATION</b>		SLOT WIDTH 13/16"																
For use in heavy traffic areas, such as roadways, parking and trucking areas to handle both heavy traffic loads and a large volume of surface water. Internal dome strainer protects the waste line from debris.																		
<b>SPECIFICATION</b>		▲ 3" SIZE FURNISHED WITH 4" BODY WITH REDUCING BUSHING.																
JOSAM 38850 Series coated cast iron Floor Drain, bottom outlet, inside caulk connection, 22" x 14" top, heavy-duty, loose-set grate and removable internal dome strainer.		FOR OUTLET TYPE SPECIFY -X																
		<table><tr><th>TYPE NO.</th><th>PIPE SIZE</th><th>LBS.</th></tr><tr><td>38853</td><td>3▲</td><td>245</td></tr><tr><td>38854</td><td>4</td><td>245</td></tr><tr><td>38855</td><td>5</td><td>246</td></tr><tr><td>38856</td><td>6</td><td>247</td></tr></table>		TYPE NO.	PIPE SIZE	LBS.	38853	3▲	245	38854	4	245	38855	5	246	38856	6	247
TYPE NO.	PIPE SIZE	LBS.																
38853	3▲	245																
38854	4	245																
38855	5	246																
38856	6	247																
<b>Available Options</b>																		
-7 Ductile Iron Grate																		
-15 Chained Grate																		
-VP Secured Grate, Vandal-Proof Screws																		
-92 Galvanized Cast Iron Parts																		
<b>OUTLET:</b>																		
-X Inside Caulk Outlet																		

38930 SERIES		21" X 14-1/2" TOP, CLEANOUT & BUCKET										
<b>APPLICATION</b>		SLOT WIDTH 7/8"										
For use in heavy traffic areas such as packing houses where a shallow bottom outlet is desired. The integral trap protects against sewer gas and vermin and a floor level cleanout facilitates access to the drain line should blockage occur. The bucket protects the drain line from debris.												
<b>SPECIFICATION</b>		▲ 3" SIZE FURNISHED WITH 4" BODY WITH REDUCING BUSHING.										
JOSAM 38930 Series coated cast iron combination Floor Drain and integral trap with double drainage flange, weepholes, bottom outlet, inside caulk connection, 21" x 14-1/2" top, heavy-duty, loose-set grate, removable sediment bucket, and flush-with-floor cleanout.		FOR OUTLET TYPE SPECIFY -X										
		<table><tr><th>TYPE NO.</th><th>PIPE SIZE</th><th>LBS.</th></tr><tr><td>38933</td><td>3▲</td><td>120</td></tr><tr><td>38934</td><td>4</td><td>120</td></tr></table>		TYPE NO.	PIPE SIZE	LBS.	38933	3▲	120	38934	4	120
TYPE NO.	PIPE SIZE	LBS.										
38933	3▲	120										
38934	4	120										
<b>Available Options</b>												
-7 Ductile Iron Grate												
-15 Chained Grate												
-VP Secured Grate, Vandal-Proof Screws												
-C Bolted Flashing Clamp Device												
-84 Stainless Steel Mesh Bucket Liner												
-92 Galvanized Cast Iron Parts												
<b>OUTLET:</b>												
-X Inside Caulk Outlet												

## 39240 SERIES

## SQUARE CAN WASH DRAIN

### APPLICATION

For use in areas where it is desired to wash the interior of garbage and other cans such as in commercial kitchens. The bronze spray nozzle cleanses the inside of the can and the grate and bucket prevent solids from entering the waste line.

### SPECIFICATION

JOSAM 39240 Series coated cast iron Can Wash Drain with double drainage flange, weepholes, bottom outlet, square top, removable sediment bucket and bronze spray nozzle assembly.

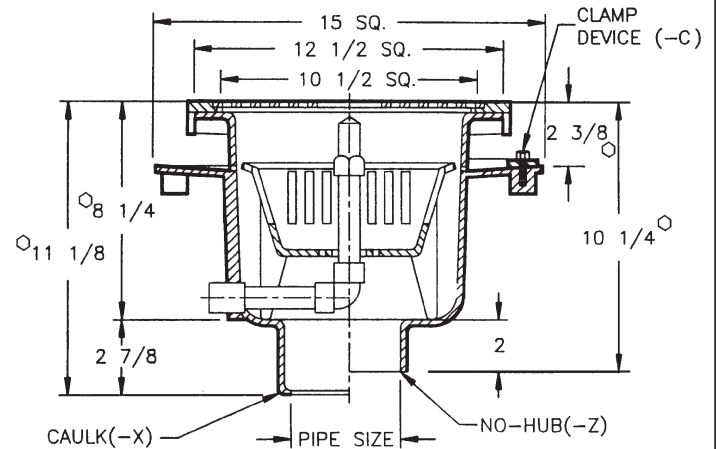
### Available Options

- 1 Satin Finish Nikaloy Top
- 2 Satin Finish Bronze Top
- 15 Chained Grate
- C Bolted Flashing Clamp Device
- 84 Stainless Steel Mesh Bucket Liner
- 92 Galvanized Cast Iron Parts
- 98 Water Supply Control Box

#### OUTLETS:

- 66 No-Hub Side Outlet
- X Inside Caulk Outlet
- Z No-Hub Outlet

SLOT WIDTH 7/16"



GRATE FREE AREA 35 SQ. IN.

○ DRAWING DEPICTS -1 OR -2 OPTIONS.

SUBTRACT 3/8" WHEN FURNISHED WITH STD. C.I. TOP.

NOTE: VACUUM BREAKER SHOULD BE INSTALLED SUBJECT TO LOCAL CODES.

FOR OUTLET TYPE SPECIFY -X or -Z

TYPE NO.	PIPE SIZE	LBS.
39243	3	59
39244	4	59

## 39600 SERIES

## PLANTING AREA DRAIN

### APPLICATION

For use in planting areas or flower boxes. Secured beehive dome is covered with stainless steel mesh to ensure clear drainage and prevent soil or stones from entering the drain line.

### SPECIFICATION

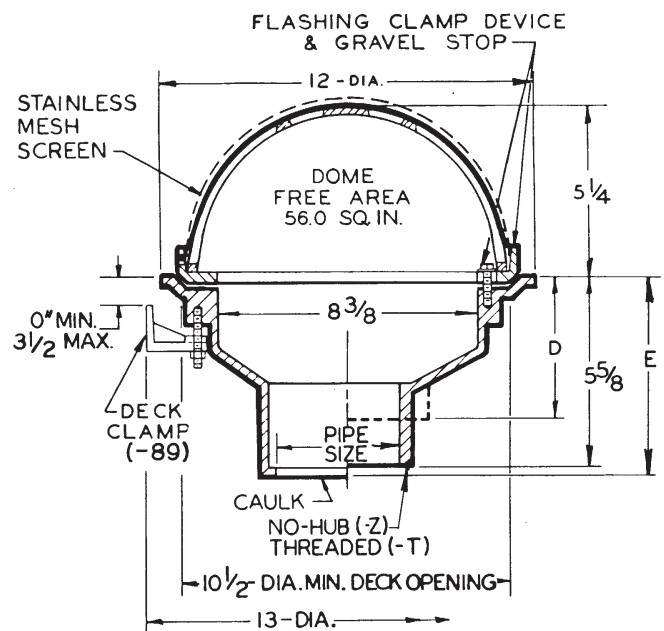
JOSAM 39600 Series coated cast iron Planting Area Drain with flashing flange and clamp device, bottom outlet, stainless mesh screen covered dome, secured in place by bolts.

### Available Options

- 89 Deck Clamp Assembly
- 92 Galvanized Cast Iron Parts

#### OUTLETS:

- 66 No-Hub Side Outlet
- T Threaded Outlet
- X Inside Caulk Outlet
- Z No-Hub Outlet



FOR OUTLET TYPE SPECIFY -T, -X or -Z

TYPE NO.	PIPE SIZE	D	E	LBS.
39602	2	4-3/4	6-1/4	30
39603	3	4-3/4	6-1/4	30
39604	4	4-1/2	6-1/4	30
39605	5	4-3/8	6	30
39606	6	4	5-3/4	30

39720 SERIES

11" TOP, COMPOSITION DECK FLANGE

APPLICATION

For use in pedestrian and light commercial traffic areas where waterproof traffic-bearing elastomeric covering is to be applied. Wide deck flange provides ample area for bonding of composition floor covering and distributes the weight of the drain over a broad area for positive support. The large capacity bucket protects the drain line from debris.

SPECIFICATION

JOSAM 39720 Series coated cast iron Area Drain with composition deck flange, bottom outlet, 11" round top, heavy-duty, loose-set grate and removable sediment bucket.

Available Options

-1     Satin Finish Nikaloy Top

-2     Satin Finish Bronze Top

-7     Ductile Iron Grate

-13    Dome Grate, Cast Iron

-13-1   Dome Grate, Nikaloy

-13-2   Dome Grate, Bronze

-15    Chained Grate

-VP    Secured Grate, Vandal-Proof Screws

-70    Less Bucket

-92    Galvanized Cast Iron Parts

OUTLETS:

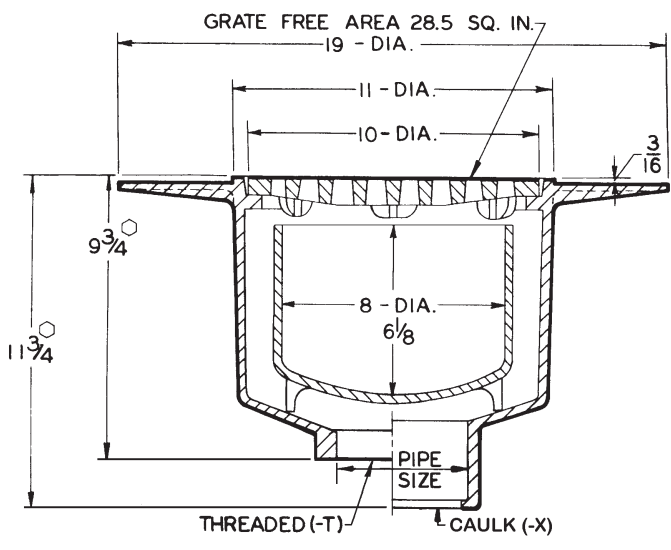
-T     Threaded Outlet

-X     Inside Caulk Outlet

39720     SLOT WIDTH 5/8"

39720-1   SLOT WIDTH 1/2"

39720-2   SLOT WIDTH 1/2"



○ ADD 1/4" WHEN FURNISHED WITH NIKALOY OR BRONZE TOP.

FOR OUTLET TYPE SPECIFY -T or -X		
TYPE NO.	PIPE SIZE	LBS.
39722	2	65
39723	3	65
39724	4	65

39960 SERIES

SQUARE TOP WITH HINGED GRATE

APPLICATION

For use in pedestrian and light traffic areas, where a small amount of flow is anticipated. The hinged grate eliminates its removal and potential loss from the drain.

SPECIFICATION

JOSAM 39960 Series coated cast iron Floor Drain, bottom outlet, inside caulk connection, square top and round hinged grate.

Available Options

-VP    Secured Grate, Vandal-Proof Screws

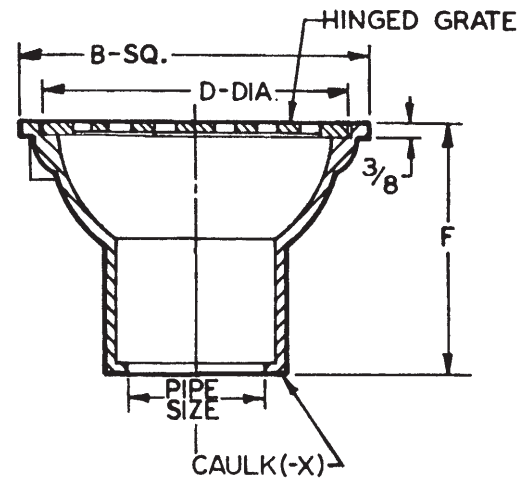
-ARE   Acid-Resisting Epoxy

-92    Galvanized Cast Iron Parts

OUTLET:


-X     Inside Caulk Outlet

1/2" ROUND HOLES



FOR OUTLET TYPE SPECIFY -X						
TYPE NO.	PIPE SIZE	B	D	F	FREE AREA	LBS.
39962	2	6	4-7/8	4-1/2	3.0	6
39963	3	9	7-3/8	6-1/8	6.6	14
39964	4	12	10-1/8	7	11.4	20

146

 **WARNING:** Cancer and Reproductive Harm - [www.p65warnings.ca.gov](http://www.p65warnings.ca.gov)