

**SPECIFICATION:**

JOSAM 17100-AS150 SERIES FLOOR-MOUNTED, SINGLE LAVATORY CARRIER WITH MODIFIED CONCEALED ARMS, LEVELING AND SECURING SCREWS, STRUCTURAL UPRIGHTS, AND WELDED FEET.

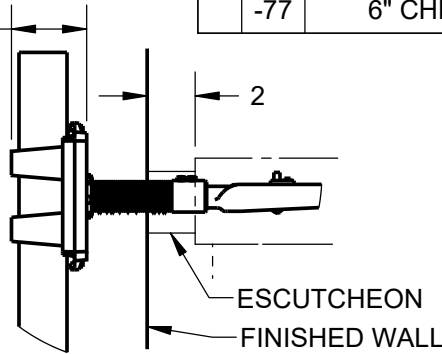
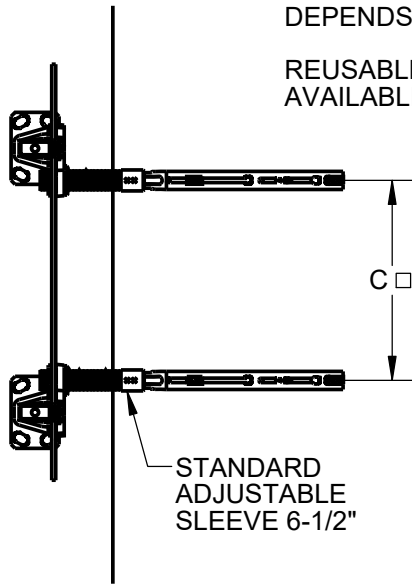
**LAVATORY CARRIER  
FLOOR-MOUNT  
CONCEALED SHORT ARM**

SERIES **17100-AS150**

□: VARIABLE DIMENSION.  
DEPENDS ON FIXTURE.

REUSABLE ALIGNMENT TOOL  
AVAILABLE.

-BB	BACK-TO-BACK CARRIER (SEPARATE SUBMITTAL FOR THIS OPTION AVAILABLE)
-10	EXTENSION SLEEVES LONGER THAN STANDARD (SPECIFY WALL THICKNESS)
-60	VALVE PLATE FOR ATTACHING TO UPRIGHT
-67	CONCEALED ARM CARRIER FOR WHEELCHAIR LAVATORY
-75	2" CHROME PLATED ESCUTCHEONS
-76	4" CHROME PLATED ESCUTCHEONS
-77	6" CHROME PLATED ESCUTCHEONS



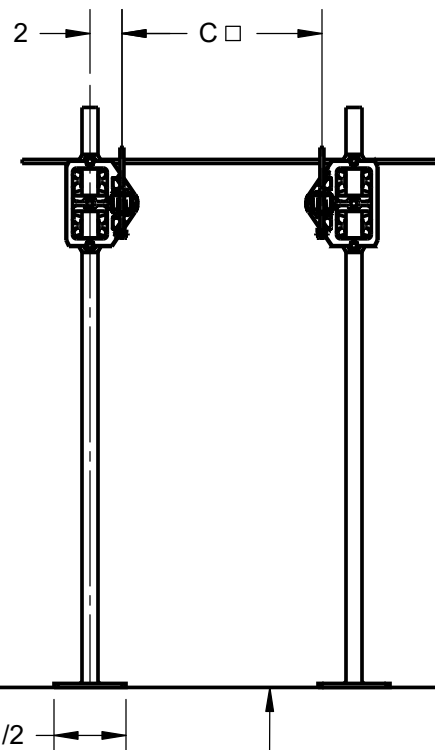
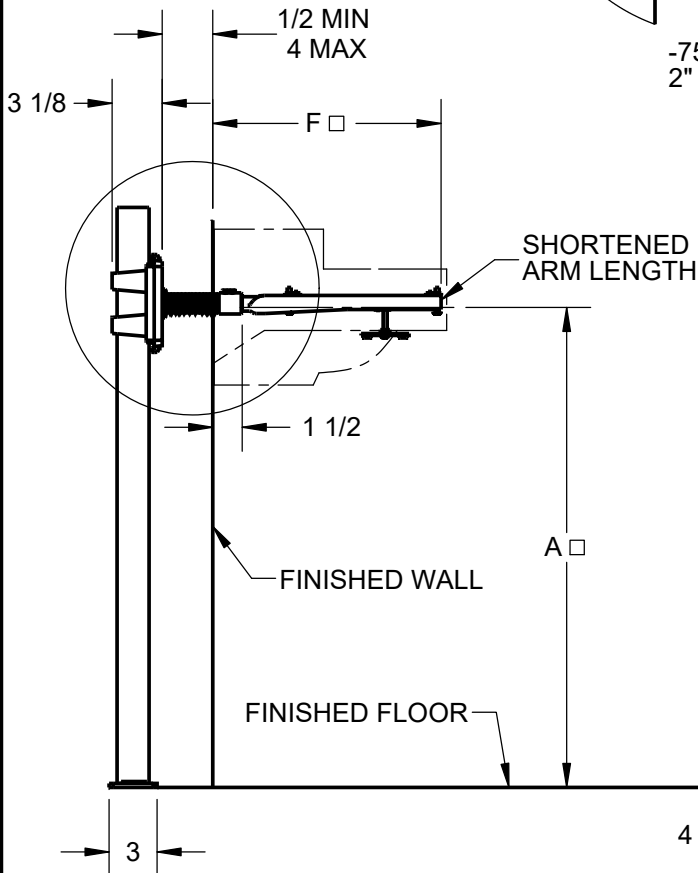
-75 OPTION SHOWN:  
2" ESCUTCHEON

PRODUCT IS NON-CANCELABLE AND NON-RETURNABLE

NAME: \_\_\_\_\_

SIGNATURE: \_\_\_\_\_

DATE: \_\_\_\_\_



JOSAM RECOMMENDS THAT ALL FEET BE SECURED TO FLOOR WITH 1/2" BOLTS AND ANCHORS BY OTHERS

MANUFACTURER \_\_\_\_\_

NUMBER \_\_\_\_\_

SIZE \_\_\_\_\_

NAME \_\_\_\_\_

DIMENSIONS

A \_\_\_\_\_

C \_\_\_\_\_

F \_\_\_\_\_

RIM HEIGHT  
BASED ON "A" DIM SHOWN

WARNING: Cancer and Reproductive Harm - www.P65Warnings.ca.gov

DATE OF LAST CHANGE: 08/28/23 JTJ

DIMENSIONS ARE SUBJECT TO MANUFACTURERS TOLERANCES AND CHANGE WITHOUT NOTICE. WE CAN ASSUME NO RESPONSIBILITY FOR USE OF SUPERSEDED OR VOID DATA.

**JOSAM**  
MICHIGAN CITY, INDIANA

NOTES

REFERENCE DRAWING A-08201-K